




Southwell and Nottingham  
Diocesan Board of Finance

# Summary Accounts



For the year ended  
31 December 2020



# SOUTHWELL & NOTTINGHAM DIOCESAN BOARD OF FINANCE

## ANNUAL REVIEW AND SUMMARY FINANCIAL STATEMENTS

For the year ended 31 December 2020

---

The past year has represented a time of extraordinary challenge that has affected the lives of everyone living in the diocese and all those who share in the mission of the Church across our parishes, schools and diverse communities. 2020 started well with some clear progress in areas of our diocesan mission as we continued to fulfil the aspirations set out within our Growing Disciples strategy. At the centre of all our planning and praying is a commitment to announce the Good News of God's love in Jesus Christ and to invite all people to respond to his saving grace. At the beginning of the second decade of the 21<sup>st</sup> century we are convinced that there is nothing better anyone can do with their life than become a follower of Jesus Christ. This reality is seen in the stories of people of all backgrounds and ages coming to new faith in God. It also lies at the heart of decision making, management of resources, creative developments, as well as the steady and faithful ongoing ministry of every parish.

As a diocese we are a mission enterprise whose roots are woven in the fabric of what has made and shaped communities across the region over many centuries. We are also a dynamic network of local churches whose common purpose is to live for Christ in our present age, mutually supportive of one another above all in seeking fresh ways to make Christ known, as well as demonstrating his transforming love in ways that can bring hope and healing to all. A significant expression of our God-given ministry is through our Church schools who have excelled in their mission through the past year, serving with immense courage and creativity through every twist and turn created by the coronavirus pandemic.



March 2020 brought about a dramatic change to every one living in our nation, as the first restrictions were put in place to suppress the rising rates of coronavirus infections. Within a few weeks the government announced a national 'lockdown' which meant that all in-person services were suspended. Within a short time clergy, lay ministers and congregations across the diocese found new

ways to sustain the life of the church and serve the most vulnerable in our communities. This included new on-line services and small groups to nurture faith in such difficult times, as well as practical care with churches supplying foodbanks, offering care packages and joining with other key stake holders to provide support to those who were self-isolating or living alone. Our church buildings may have been closed for a time but the church was very much alive.

# SOUTHWELL & NOTTINGHAM DIOCESAN BOARD OF FINANCE

## ANNUAL REVIEW AND SUMMARY FINANCIAL STATEMENTS

For the year ended 31 December 2020

---

Coming out of the first 'lockdown', while recognising the challenges that were still ahead until vaccinations could be found, many churches established patterns of ministry that included both on-line and in-person services and groups. In the meantime, the Bishop's Core Team began to develop a series of work streams that would support the accelerated change created by the circumstances of the coronavirus. The Bishop's Council, with significant engagement from Area Deans, Jubilee House staff and other clergy and lay leaders, was able to help shape



this work so that it can be most effective while we discern how God is equipping his Church for a new season of fruitful ministry. The key streams of work do not create a new operational strategy but are intended to facilitate the accelerated change that is already happening within our commitment to Growing Disciples.

### Seven streams of work

1. *Transformation Change Appointments* – Increasing the number of clergy appointments that enable significant change that can facilitate growth; many of these will be time-specific appointments that ensure we do not reduce the level of stipendiary ministry while maintaining flexibility in future deployment planning in the medium term.
2. *New models of Local Missional Leadership* – Developing more quickly our planning in training and commissioning people who are equipped and called to lead local mission, within new initiatives and existing parishes.
3. *Youth and Children Growing Disciples Task Group* – To build on the good heritage of children and youth ministry in the diocese, as well as the recent experience with the YoungLife learning communities, to address the significant need to revitalise our mission among and with children and youth; including the new possibilities working in partnership with our Church schools. A task group was established under the leadership of the Bishop of Sherwood, resulting in an application for Strategic Development Funding to help facilitate a new and ambitious programme of mission.
4. *Communications Review* – To review all aspects of our present communication strategy in light of the new opportunities the past 12 months has generated with social media platforms, especially as we engage our 'core constituency' as well as those presently beyond the life of the church
5. *Increasing Diversity* – With renewed vision for a more diverse church, which includes addressing systemic issues that unintentionally limits our mission and undermines the gospel. This is particularly in response to the issues raised by the death of George Floyd and the challenge it created for the Church.
6. *Well-being and Resilience* – Under the direction of the Principal for Well-being and Ministry Development the diocese is developing new resources and increasing awareness in addressing Relational, Physical, Mental and Spiritual Health.
7. *Prayer Stream* – Prayer is the engine of the Church in mission and in the context of increased challenge and change in society, we are seeking to foster an increasing engagement with patterns of prayer that can sustain and inspire radical discipleship.

Supporting the present and future shape of ministry in the diocese, we are grateful that God has continued to call people into new spheres of service, as incumbents, curates, head teachers, into other forms of leadership in local churches and across chaplaincies. We have also been pleased to welcome a new Diocesan Chief Executive, Director of Education, Senior Safeguarding Lead, as well as celebrating the consecration of a new Bishop of Sherwood. All of these people bring new insights and gifts to the life of the diocese at this time and we are deeply thankful for the contribution they have made even with the limitations placed on being able to meet in-

# SOUTHWELL & NOTTINGHAM DIOCESAN BOARD OF FINANCE

## ANNUAL REVIEW AND SUMMARY FINANCIAL STATEMENTS

For the year ended 31 December 2020

---

person with congregations and colleagues. Ensuring that we embed good Safeguarding practices into every part of the life of the diocese is essential to our mission. Our new Senior and Assistant Diocesan Safeguarding Advisors have brought new skills and experience to this work in 2020, while we have also undertaken the first phase of the important Past Cases Review 2.



As the Church that bears the name of our Saviour, Jesus Christ, we can be a community abounding in hope in a climate that is easily overwhelmed by sadness and uncertainty. It is why, as theologian Jurgen Moltmann puts it, Christians are 'enduringly capable of future'. I am confident that for this reason we are well placed to respond to the unknown challenges that are facing our society in the months ahead, as well as the opportunities that

God presents for his Church to bring eternal hope to our world. The extraordinary generosity across many of our churches in meeting Parish Share through such a difficult year in 2020 has been particularly heartening. Of course some have struggled and the year to come will remain challenging for all as we seek to resource the ministry we believe is needed. I pray that our financial giving ever more reflects our hope-filled vision of a Church that has Good News for people everywhere, as we play our part in bringing Jesus-shaped change to our world, starting always in the neighbourhood where we live, work and worship.

With every blessing

*+ Paul Southwell and Nottingham*

The Rt Revd Paul Williams  
Bishop of Southwell & Nottingham

28 April 2021

# SOUTHWELL & NOTTINGHAM DIOCESAN BOARD OF FINANCE

## ANNUAL REVIEW AND SUMMARY FINANCIAL STATEMENTS

For the year ended 31 December 2020

---

### PLANS AND ACHIEVEMENTS

Financial plans in the 2020 budget set out to:

- Realise a small surplus budget based on 100% of deanery share being allocated and paid
- to target an 2% overall Parish share, increase but depending on attendance & ministry numbers individual deaneries will vary
- provide for the number of people based on strength rather than establishment in moving towards 2020 deployment plans
- provide for an increase in clergy stipends and staff salaries of 2%
- continue to use Strategic Development Funding to support new major projects in the Diocese
- provide a Growing Disciples fund to assist all parishes in their growing disciples plans and initiatives

### ACTIVITIES AND ACHIEVEMENTS IN THE YEAR

The activities below, which are some rather than all, only relate to those undertaken directly by employees of the Board. Activities within parishes are reported in each of their separate annual report and accounts.

The year started well, and then in March 2020, the country went into Lockdown due to Covid 19. Many of our churches rose to the challenge of on line worship and live streaming services, and the bedrock of planned giving allowed our ministry to continue, despite the challenges we were all facing. After a few weeks, as we adjusted to the new world of lockdown, we quickly endorsed and publicised the C of E's online giving offering through SumUp and Give a Little, with an encouraging take up by parishes. This has continued to grow throughout the year, and enabled churches to bring in donations from a new sources as they lost income from envelope giving, hall rental and fundraising events. This has also allowed churches to place "donate now" buttons on their websites and ACNY entries, place QR codes across social media and printed materials and grow in their learning of digital platforms for giving in a way that would never have been envisaged under normal times.

Despite the effect of the Covid 19 pandemic, further progress has been made in our projects to continue to grow disciples. Funding has been made available from the Growing Disciples Fund, and the New Worshipping Communities Fund to assist with costs of live streaming worship and other new worshipping communities. It should be remembered that all these projects are match funded from Diocesan Resources. Our teaching and learning resources all went on line and we delivered courses via various online mediums. We developed the workplace chaplaincy further by supporting a new team in Sherwood and in partnership with Nottinghamshire Police have relaunched chaplaincy support to the force.

The Diocesan team provided support to all our church school leaders, incumbents, curates, churchwardens and PCC members over the course of the Covid 19 pandemic with weekly updates and resources.

After quiet summer months, September brought a flurry of updates and inspiring news stories, beginning with St. Wilfred's Church, Scooby and All Saint's Church, Babworth, who were both featured on BBC's Songs of Praise on Sunday 13<sup>th</sup> September as part of their 400 years Pilgrim Centenary Celebrations.

# SOUTHWELL & NOTTINGHAM DIOCESAN BOARD OF FINANCE

## ANNUAL REVIEW AND SUMMARY FINANCIAL STATEMENTS

For the year ended 31 December 2020

---

In the same month, we celebrated the ordination of the new Bishop of Sherwood, the Rev'd Andrew Emerton. Andy began his journey to ordination from Southwell Minster and travelled north to a service at York Minster, which was live streamed to thousands of viewers from across the globe, overcoming some of the social distancing restrictions that were in place at that time.

This year's ordinations, which usually take place in July, were delayed until September, and by necessity, took on a very different feel. With attendance inside the minster still largely prohibited, our celebrations had a more reflective tone and we witnessed a most challenging return to school for our staff and pupils, which was reported by ITV Central News who visited Hucknall National CofE Primary school to see the wellbeing and safety measures put swiftly into place for pupils attending classes after many months of home schooling.

Both Bishops have been interviewed by BBC Radio Nottingham throughout the year, offering messages of hope and support in these difficult times.

Our Christmas campaign, Light in the Darkness, saw Bishop Paul in more reflective mood as he brought this most challenging year to its close. Many thousands of people watched this year's video and enjoyed a series of prayers and reflections we shared throughout the Advent period. The Discipleship and Ministry team has continued to be active in training and developing both lay and ordained ministers moving its provision promptly to online teaching to meet the challenges of the COVID-19 restrictions. They ran a successful diocesan conference online with over 200 people in attendance and Bishop Emma Ineson speak on Godly Ambition, and the Church Schools Leaders Conference was also held on Zoom. They continue to develop vocations to lay and ordained ministries welcoming 14 new trainees for Licensed Lay Ministry and 11 new ordinands. Despite the pandemic, 4 New Worshipping Communities were started in 2020 bringing the total launched to 21.

We supported 5 members of the clergy with their retirement plans and assisted with moving 18 clergy families in housing in the Diocese.

### FUTURE PLANS

In 2021, the focus on our response to climate change will continue, aiming to cut our carbon footprint and promote eco church and to encourage further our understanding of caring for creation as central to whole life discipleship. The Diocesan Advisory Group will also instigate a strategy for our church buildings across the Diocese and aim to improve our church building carbon footprint and increase awareness and use of environmental products and services.

There will be continued need to work with cross agency partners to tackle homelessness and modern slavery, and to support local church responses to the needs of rough sleepers refugees and asylum seekers, in the city and county.

We will also support the ministry of chaplains and sector ministries by holding a chaplaincy gathering with the Bishop of Sherwood in the summer and aim to appoint a chaplain in Hucknall to complete our network of chaplains, and we are exploring ways of supporting the partnership between churches and schools. We will also encourage parishes to consider local models of town centre or high street chaplaincy such as those in Beeston and Sherwood.

# SOUTHWELL & NOTTINGHAM DIOCESAN BOARD OF FINANCE

## ANNUAL REVIEW AND SUMMARY FINANCIAL STATEMENTS

For the year ended 31 December 2020

### PERFORMANCE AGAINST BUDGET

The annual budget is presented to Diocesan Synod for approval and sets out the framework for our financial decision-making.

#### Management Accounts

	31-Dec-20		
	Budget	Actual 2020	Difference
	2020	2020	
	£000	£000	£000
<b>INCOME</b>			
Deanery Share (net of discounts allowed)	6,224	5,393	(831)
Church Commissioners	2,274	2,140	(134)
Fees	400	278	(122)
Rent & Investment income	1,127	1,087	(40)
All churches Trust grants	140	140	-
	<b>10,165</b>	<b>9,038</b>	<b>(1,127)</b>
<b>EXPENDITURE</b>			
Direct Ministry Costs	5,498	5,153	(345)
Future Ministry Costs	1,827	1,767	(60)
Support Costs	2,810	2,487	(323)
	<b>10,135</b>	<b>9,407</b>	<b>(728)</b>
Deficit	<b>30</b>	<b>(369)</b>	<b>(399)</b>

The 2020 budget plan for deanery share was for 100% to be allocated and paid. The Board of Finance received 87.3% of deanery share due for the year a decrease, in cash terms, on the previous year of £226,000 (2019 – 94.5%, a increase of £38,000). The Board is immensely grateful for the continued support from parishes who have faithfully paid their share in full to support ministry in the Diocese. The revised Parish share calculation was approved at Synod in 2018 and forms the basis of parish share calculations. As the new calculation shows some significant variations between deaneries, there is currently a transitional route to move Deaneries onto the new calculation.

The variance in the Church Commissioners receipts is due to the timing of the Strategic Development Fund claims against the budget, with a corresponding decrease in the costs of the SDF projects. The Board also received £250,000 in respect of a Covid 19 support grant from Church Commissioners. The variance on Direct Ministry costs is a higher than expected clergy vacancy level, and the underspend on Future ministry costs is due to cancelled residentials and training due to the pandemic. The Support costs underspend relates mainly to delayed timing on SDF projects, together with underspending on all Jubilee House departments, and furlough income to off-set staffing costs.

Net income returns on investments were slightly down against budget, as financial returns were hit by the pandemic. We are currently receiving additional Mineral Extraction royalties in

# SOUTHWELL & NOTTINGHAM DIOCESAN BOARD OF FINANCE

## ANNUAL REVIEW AND SUMMARY FINANCIAL STATEMENTS

For the year ended 31 December 2020

---

respect of Cromwell Quarry which will last until 2021. The overall return has decreased to 2.75% from 3.3%. Statutory fees receipts have decreased again year on year mainly due to the closure of churches due to Covid 19, and a significant reduction in the number of weddings taking place during 2020.

The grant from the Allchurches Trust Ltd annual distribution amounted to £139,500 and the Board of Finance acknowledges with thanks the receipt of this grant.

### PERSONNEL

It must be remembered that this report only deals with those who are employees of the Board of Finance and therefore although there have been a number of changes within parochial clergy and licensed lay workers these are not detailed here.

During the year new additions to the Diocesan team include Paula Carlin (Deanery Administrator), Jo Kaiser (Reception), Nigel Frith ( Director of Education), Becky Sharp ( Finance), Lucy Grimsey, Julian Hodgson and Maria Voce ( all Safeguarding), Laura Jowett & Sarah Patten (Discipleship & Ministry),

Leavers in the year include Richard Ellis, Karen Gillespie, Caroline Thornton, Andrew McKibbin, Louise Riley, Jo Tilley and Tracey West.

The Board of Finance places on record its appreciation to these and all staff for their dedicated service over the past year.



# SOUTHWELL & NOTTINGHAM DIOCESAN BOARD OF FINANCE

## ANNUAL REVIEW AND SUMMARY FINANCIAL STATEMENTS

For the year ended 31 December 2020

---

### TRUSTEES' STATEMENT

These summarised financial statements are a summary of information extracted from the statutory financial statements. They may not contain sufficient information to allow for a full understanding of the financial affairs of the charity. For further information, the statutory financial statements should be consulted.

The full annual accounts were approved on 28 April 2021. These accounts were audited by BHP LLP, Chartered Accountants, who gave an unqualified audit opinion and the senior statutory auditor was Jane Marshall. The accounts will be delivered to Companies House and the Charity Commission.

Copies may be downloaded from the diocesan website or obtained free of charge on request in writing to the following address:

The Director of Finance,  
Southwell & Nottingham Diocesan Board of Finance,  
Jubilee House,  
Westgate,  
Southwell,  
Nottinghamshire,  
NG25 0JH

BY ORDER OF THE BOARD



Canon Michael Arlington  
Chair of The Finance Committee of Bishop's Council

28 April 2021

# SOUTHWELL & NOTTINGHAM DIOCESAN BOARD OF FINANCE

## ANNUAL REVIEW AND SUMMARY FINANCIAL STATEMENTS

For the year ended 31 December 2020

### CONSOLIDATED STATEMENT OF THE FINANCIAL ACTIVITIES

For the year ended 31 December 2020

	Unrestricted Funds £'000	Restricted Funds £'000	Endowment Funds £'000	Total funds 2020 £'000	Total funds 2019 £'000
<b>Income and endowments from</b>					
Donations					
Deanery share	5,438	-	-	5,438	5,664
Archbishops' Council	1,547	602	-	2,149	1,871
Other donations	143	1	-	144	139
Charitable activities	633	1	-	634	777
Other activities	452	2	-	454	449
Investments	862	227	-	1,089	1,278
Other	536	338	150	1,024	554
	<u>9,611</u>	<u>1,171</u>	<u>150</u>	<u>10,932</u>	<u>10,732</u>
<b>Expenditure on</b>					
Raising funds	340	64	-	404	445
Charitable activities	8,916	673	-	9,589	9,766
Clergy pension scheme movement	-	-	(6)	(6)	(1,455)
Church schools & Diocesan projects	-	151	-	151	195
Other	22	236	-	258	342
	<u>9,278</u>	<u>1,124</u>	<u>(6)</u>	<u>10,396</u>	<u>9,293</u>
<b>Net income/(expenditure) before investment gains</b>	333	47	156	536	1,439
Net gains on investments	362	340	1,834	2,536	2,836
<b>Net income/(expenditure)</b>	695	387	1,990	3,072	4,275
<b>Transfers between funds</b>	(368)	-	368	-	-
Non-controlling interest	-	(1)	-	(1)	12
<b>Other recognised gains/(losses)</b>					
Gains/(losses) from changes in financial assumptions on defined benefit pension scheme	(331)	-	-	(331)	(351)
<b>Net movement in funds</b>	<u>(4)</u>	<u>386</u>	<u>2,358</u>	<u>2,740</u>	<u>3,936</u>
<b>Total funds brought forward</b>	<u>13,023</u>	<u>8,414</u>	<u>56,449</u>	<u>77,886</u>	<u>73,950</u>
<b>Total funds carried forward</b>	<u>13,019</u>	<u>8,800</u>	<u>58,807</u>	<u>80,626</u>	<u>77,886</u>

# SOUTHWELL & NOTTINGHAM DIOCESAN BOARD OF FINANCE

## ANNUAL REVIEW AND SUMMARY FINANCIAL STATEMENTS

For the year ended 31 December 2020

### CONSOLIDATED BALANCE SHEET

At 31 December 2020

Company Number – 00034165

	2020		2019	
	£'000	£'000	£'000	£'000
<b>FIXED ASSETS</b>				
Tangible assets		39,737		39,131
Investments		42,531		41,197
		<u>82,268</u>		<u>80,328</u>
<b>CURRENT ASSETS</b>				
Debtors	1,026		883	
Cash at bank and in hand	1,939		709	
	<u>2,965</u>		<u>1,592</u>	
<b>CREDITORS: amounts falling due within one year</b>	<u>(1,845)</u>		<u>(1,154)</u>	
<b>NET CURRENT ASSETS/(LIABILITIES)</b>		<u>1,120</u>		<u>438</u>
<b>TOTAL ASSETS LESS CURRENT LIABILITIES</b>		<u>83,388</u>		<u>80,766</u>
<b>CREDITORS: amounts falling due after more than one year</b>				
Pension scheme liabilities	(2,043)		(2,161)	
Other creditors	(719)		(719)	
		<u>(2,762)</u>		<u>(2,880)</u>
<b>NET ASSETS</b>		<u><u>80,626</u></u>		<u><u>77,886</u></u>
<b>FUNDS</b>				
Endowment funds	59,254		57,270	
Deficit on clergy pension scheme	(447)		(821)	
		<u>58,807</u>		<u>56,449</u>
Restricted income funds		8,800		8,414
Unrestricted income funds:				
General fund	4,413		4,417	
Designated funds	10,577		10,315	
Defined benefit pension scheme liability	(1,971)		(1,709)	
		<u>13,019</u>		<u>13,023</u>
<b>TOTAL FUNDS</b>		<u><u>80,626</u></u>		<u><u>77,886</u></u>

# SOUTHWELL & NOTTINGHAM DIOCESAN BOARD OF FINANCE

## ANNUAL REVIEW AND SUMMARY FINANCIAL STATEMENTS

For the year ended 31 December 2020

### SOUTHWELL & NOTTINGHAM DIOCESAN BOARD OF FINANCE

#### DEANERY SHARE - RECEIPTS FOR 2020

	Parish Share apportionments	Parish Share receipts	Parish Share receipts		Parish Share apportionments	Parish Share receipts	Parish Share receipts
	£	£	%		£	£	%
<b>NEWARK ARCHDEACONRY</b>				<b>NEWARK &amp; SOUTHWELL DEANERY</b>			
<b>BASSETLAW &amp; BAWTRY DEANERY</b>							
Bawtry with Austerfield	36,045	36,045	100.0%	Averham	5,853	5,853	100.0%
Beckingham, All Saints	11,100	5,000	45.0%	Balderton	54,996	36,996	67.3%
Blyth, St. Mary & St. Martin	18,912	10,000	52.9%	Barnby-in-the-Willows	5,568	5,568	100.0%
Bole with Saundby, St. Martin	1,689	1,689	100.0%	Besthorpe	1,104	1,104	100.0%
Carlton-in-Lindrick, St. John the Evangel	61,426	61,426	100.0%	Bilthorpe	6,996	6,996	100.0%
Clarborough, St. John the Baptist	8,835	8,835	100.0%	Bleasby	13,193	13,193	100.0%
Clayworth, St. Peter	6,828	1,200	17.6%	Carlton-on-Trent	5,244	3,622	69.1%
Everton, Holy Trinity	10,116	10,116	100.0%	Caunton	8,872	6,770	76.3%
Gringley-on-the-Hill, St. Peter & St. Pau	11,508	11,560	100.5%	Coddington	9,049	3,089	34.1%
Harworth, All Saints	21,000	10,500	50.0%	Collingham	19,188	19,188	100.0%
Hayton, St. Peter	2,964	2,964	100.0%	Eakring	6,992	6,992	100.0%
The Idle and Sands, Retford	49,990	28,363	56.7%	East Stoke	3,195	3,123	97.7%
Langold, St. Luke	3,768	1,256	33.3%	Edingley	8,240	8,240	100.0%
Mattersey, All Saints	7,578	7,578	100.0%	Egmanton	2,749	2,749	100.0%
Misson, St. John the Baptist	9,485	9,485	100.0%	Elston	14,491	14,491	100.0%
Misterton, All Saints	11,100	7,000	63.1%	Farndon	25,627	25,627	100.0%
The Church in the Levertons	6,117	1,000	16.3%	Farnsfield	29,582	29,582	100.0%
North Wheatley, St. Peter & St. Paul	7,656	6,896	90.1%	Girton	1,104	1,104	100.0%
Norton Cuckney, St. Mary	8,000	8,000	100.0%	Halam	11,339	11,339	100.0%
Oldcotes, St. Mark	3,192	3,192	100.0%	Halloughton	3,276	3,276	100.0%
Ordsall, All Hallows	45,465	45,465	100.0%	Harby	2,439	2,631	107.9%
Retford, St. Michael	20,289	20,289	100.0%	Hawton	10,392	10,392	100.0%
Retford, St. Saviour	45,000	45,000	100.0%	Holme	2,439	2,439	100.0%
Retford, St. Swithun	19,492	19,492	100.0%	Hoveringham	8,520	2,200	25.8%
The Rivers, Retford	43,200	43,471	100.6%	Kelham	5,112	4,270	83.5%
Scrooby with Ranskill	18,876	8,376	44.4%	Kilvington	2,616	2,616	100.0%
Shireoaks, St. Luke	22,656	22,661	100.0%	Kirklington	4,346	4,346	100.0%
Sturton-le-Steeple, St. Peter & St. Paul	6,708	5,031	75.0%	Kirton	3,000	1,000	33.3%
Walkeringham, St. Mary Magdalene	71,196	-	0.0%	Kneesall	2,496	2,496	100.0%
Worksop, St. Anne	51,000	51,000	100.0%	Langford	886	886	100.0%
Worksop, Christ Church	45,324	45,324	100.0%	Laxton	6,495	6,075	93.5%
Worksop, St. John the Evangelist	37,454	37,454	100.0%	Maplebeck	3,592	3,592	100.0%
Worksop, St. Paul	2,340	1,800	76.9%	Markham Clinton	2,004	2,004	100.0%
Worksop Priory, St. Mary & St. Cuthber	53,652	36,000	67.1%	Marnham	1,781	1,487	83.5%
West Stockwith, St. Mary the Blessed V	4,416	-	0.0%	Morton	13,152	13,152	100.0%
Deanery donation				Normanton-on-Trent	3,012	-	0.0%
	<b>784,377</b>	<b>613,468</b>	<b>78.2%</b>	North & South Clifton	2,439	2,439	100.0%
				North Muskham	13,401	13,401	100.0%
				Norwell	8,880	8,000	90.1%
				Newark Christ Church	23,027	19,237	83.5%
				Newark St. Mary & St. Le	63,457	63,457	100.0%
				Ollerton & Boughton	21,000	21,000	100.0%
				Ossington	3,540	3,540	100.0%
				Rolleston	8,347	8,347	100.0%
				Shelton	2,616	1,600	61.2%
				Sibthorpe	2,616	1,962	75.0%
				South Muskham	8,674	8,674	100.0%
				Southwell Holy Trinity	92,298	92,298	100.0%
				South Scarle	2,439	2,337	95.8%
				Staunton	3,195	3,201	100.2%
				Sutton-on-Trent	8,873	8,873	100.0%
				Syerston	2,624	2,624	100.0%
				Thorney	1,263	1,263	100.0%
				Thorpe	1,250	1,250	100.0%
				Thurgarton	9,251	9,251	100.0%
				Tuxford	13,673	13,673	100.0%
				Upton	10,525	11,334	107.7%
				Walesby	4,752	4,752	100.0%
				Wellow	6,000	7,361	122.7%
				Weston	4,152	2,500	60.2%
				Winkburn	1,540	1,540	100.0%
				Winthorpe	6,675	6,075	91.0%
				Deanery donation			
	<b>512,883</b>	<b>411,142</b>	<b>80.2%</b>		<b>635,447</b>	<b>588,477</b>	<b>92.6%</b>
<b>MANSFIELD DEANERY</b>							
Blidworth	18,456	5,000	27.1%				
Clipstone	15,168	10,000	65.9%				
Edwinstowe	36,934	36,934	100.0%				
Forest Town	37,380	21,000	56.2%				
Mansfield St. Augustine & Pleasley	30,912	10,530	34.1%				
Mansfield St. John with St. Mary	67,399	67,399	100.0%				
Mansfield St. Lawrence	33,252	17,750	53.4%				
Mansfield St. Mark	39,667	19,689	49.6%				
Mansfield St. Peter and St. Paul	81,221	81,221	100.0%				
Mansfield Woodhouse	53,892	53,892	100.0%				
Mansfield Oak Tree Lane	2,088	-	0.0%				
Perlethorpe	9,444	7,485	79.3%				
Rainworth	27,682	20,854	75.3%				
Warsop	59,388	59,388	100.0%				
Deanery donation							

# SOUTHWELL & NOTTINGHAM DIOCESAN BOARD OF FINANCE

## ANNUAL REVIEW AND SUMMARY FINANCIAL STATEMENTS

For the year ended 31 December 2020

### SOUTHWELL & NOTTINGHAM DIOCESAN BOARD OF FINANCE

#### DEANERY SHARE - RECEIPTS FOR 2020

	Parish Share apportionments £	Parish Share receipts £	Parish Share receipts %		Parish Share apportionments £	Parish Share receipts £	Parish Share receipts %
<b>NEWARK ARCHDEACONRY</b>				<b>NOTTINGHAM ARCHDEACONRY</b>			
<b>NEWSTEAD DEANERY</b>				<b>NOTTINGHAM NORTH DEANERY</b>			
Annesley	21,216	21,216	100.0%	Aspley St. Margaret	33,988	33,988	100.0%
Newstead Village	8,477	8,477	100.0%	Awsorth	7,572	7,572	100.0%
Brinsley with Underwood	31,139	31,139	100.0%	Basford St. St Aidan	3,996	3,996	100.0%
Eastwood	58,427	59,647	102.1%	Basford St. Leodegarius	3,996	3,996	
Greasley	63,048	63,050	100.0%	Bestwood St. Emmanuel	9,084	9,084	100.0%
Hucknall St. John	9,436	9,436	100.0%	Bestwood St. Mark	12,492	12,492	100.0%
Hucknall St. Mary	65,059	28,702	44.1%	Bestwood St. Matthew & St. Philip	2,995	2,995	100.0%
Hucknall St. Peter and St. Paul	38,838	38,838	100.0%	Bestwood Park	7,570	7,570	100.0%
Huthwaite	43,356	37,000	85.3%	Bestwood Rise Park	9,084	9,084	100.0%
Kirkby-in-Ashfield St. Thomas	19,800	14,000	70.7%	Bilborough & Strelley	9,587	10,178	106.2%
Kirkby-in-Ashfield St. Wilfrid	35,592	12,500	35.1%	Broxtowe St. Martha	3,732	1,992	53.4%
Kirkby Woodhouse	8,878	8,878	100.0%	Bulwell St. John	21,996	14,496	65.9%
Linby with Papplewick	61,464	61,464	100.0%	Bulwell St. Mary	24,996	11,753	47.0%
New Cross Community Church	11,440	11,440	100.0%	Cinderhill Christ Church	7,984	8,140	102.0%
Ravenshead	104,188	104,629	100.4%	Cossall	6,294	6,380	101.4%
Selston	22,632	22,632	100.0%	Kimberley & Nuthall	34,992	23,800	68.0%
Skegby	53,096	53,096	100.0%	Sherwood St. Martin	50,003	50,591	101.2%
Sutton-in-Ashfield St. Mary	74,823	30,891	41.3%	Stapleford	73,127	73,127	100.0%
Teversal	18,996	13,456	70.8%	Trowell	28,272	28,272	100.0%
Westwood	17,767	17,767	100.0%	Wollaton St. Leonard	117,417	117,417	100.0%
Deanery donation	-	145		Deanery donation	-	-	
	<b>767,672</b>	<b>648,402</b>	<b>84.5%</b>		<b>469,177</b>	<b>436,923</b>	<b>93.1%</b>
<b>NOTTINGHAM ARCHDEACONRY</b>				<b>NOTTINGHAM SOUTH DEANERY</b>			
<b>EAST BINGHAM DEANERY</b>							
Aslockton	11,496	13,396	116.5%	Attenborough	61,075	61,051	100.0%
Bingham	60,990	47,990	78.7%	Beeston	54,540	54,540	100.0%
Broughton Sulney	6,480	2,899	44.7%	Bramcote	69,000	50,000	72.5%
Bunny with Bradmore	10,992	5,500	50.0%	Carrington St. John	25,799	21,553	83.5%
Car Colston	4,128	4,128	100.0%	Chilwell, Christ Church & St Barnabas	146,029	146,029	100.0%
Cotgrave	48,588	34,510	71.0%	Hyson Green St. Stephen	40,126	40,126	100.0%
East Bridgford	52,920	52,920	100.0%	Lenton Abbey St. Barnabas	9,989	9,990	100.0%
Flintham	3,780	2,500	66.1%	Lenton Holy Trinity & Priory	16,999	16,999	100.0%
Hawksworth	3,827	4,077	106.5%	Nottingham St. Andrew	13,188	5,000	37.9%
Hickling	10,440	9,000	86.2%	Nottingham St. Ann with Emmanuel	25,167	24,599	97.7%
Keyworth	45,000	45,000	100.0%	Nottingham St. George	14,112	14,112	100.0%
Kinoulton	19,072	15,000	78.6%	Nottingham St. Mary	60,000	50,000	83.3%
Kneeton	4,620	3,000	64.9%	Nottingham St. Nicholas	119,332	119,332	100.0%
Orston	11,496	6,000	52.2%	Nottingham St. Peter & All Saints	72,000	40,900	56.8%
Owthorpe	3,396	3,191	94.0%	Nottingham St. Saviour	17,220	-	0.0%
Plumtree with Normanton	45,996	40,000	87.0%	Radford St. Peter and All Souls	16,903	10,211	60.4%
Radcliffe-on-Trent	84,178	84,178	100.0%	Sneinton St. Christopher	17,074	18,074	105.9%
Scarrington	3,828	250	6.5%	Sneinton St. Cyprian	6,000	3,000	50.0%
Screeveton	4,548	1,000	22.0%	Sneinton St. Stephen with St. Matthias	5,990	50	0.8%
Shelford	7,820	7,820	100.0%	Toton	56,980	56,980	100.0%
Stanton-on-the-Wolds	12,295	12,295	100.0%	Wollaton Park St. Mary	33,492	29,500	88.1%
Thoroton	3,827	3,964	103.6%	Deanery donation	-	-	
Tollerton	12,108	11,000	90.8%		<b>881,015</b>	<b>772,046</b>	<b>87.6%</b>
Whatton	11,496	8,750	76.1%	<b>WEST BINGHAM DEANERY</b>			
Widmerpool	12,096	12,252	101.3%	The A453 Churches of South Notts	74,160	60,901	82.1%
Willoughby-on-the-Wolds	19,797	14,697	74.2%	Clifton Parish	25,416	22,500	88.5%
Wiverton in The Vale	67,000	67,000	100.0%	Costock	9,526	9,526	100.0%
Wysall	12,096	12,095	100.0%	Edwalton	54,764	54,764	100.0%
Deanery donation	-	-		East Leake	76,800	76,800	100.0%
	<b>594,310</b>	<b>524,412</b>	<b>88.2%</b>	Gamston	122,890	122,890	100.0%
<b>GEDLING DEANERY</b>							
Arnold	75,331	75,331	100.0%	Holme Pierrepont	11,652	7,000	60.1%
Bulcote, Burton Joyce & Stoke Bardolph	50,760	23,100	45.5%	Lady Bay	13,236	12,500	94.4%
Calverton	46,020	46,020	100.0%	Normanton-on-Soar	19,595	16,095	82.1%
Carlton St. John	19,082	19,082	100.0%	Rempstone	9,746	9,310	95.5%
Carlton St. Paul	31,140	28,000	89.9%	Ruddington	83,159	79,439	95.5%
Colwick	2,724	2,724	100.0%	Stanford-on-Soar	4,824	3,620	75.0%
Daybrook	41,316	12,000	0.0%	Sutton Bonington	25,424	19,299	75.9%
Epperstone	20,054	20,054	100.0%	Wilford Hill	69,922	65,982	94.4%
Gedling	50,760	34,760	68.5%	Wilford St. Wilfrid	64,620	64,620	100.0%
Gonalston	4,596	2,298	50.0%	West Bridgford	132,420	123,500	93.3%
Lambley	22,368	17,368	77.6%	West Leake	7,416	7,032	94.8%
Lowdham, Caythorpe & Gunthorpe	46,968	47,005	100.1%	Deanery donation	-	300	
Mapperley	70,594	70,594	100.0%		<b>805,570</b>	<b>756,078</b>	<b>93.9%</b>
Netherfield	2,724	2,724	100.0%				
Oxton	17,040	12,000	70.4%				
Porchester	82,182	82,182	100.0%				
Woodborough	47,358	47,358	100.0%				
Woodthorpe	102,077	102,077	100.0%				
Deanery donation	-	-					
	<b>733,094</b>	<b>644,677</b>	<b>87.9%</b>				

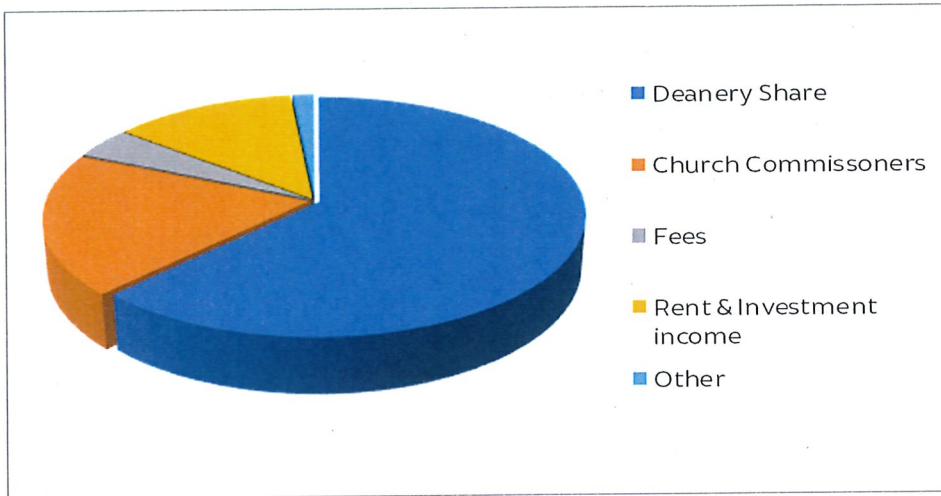
# SOUTHWELL & NOTTINGHAM DIOCESAN BOARD OF FINANCE

## ANNUAL REVIEW AND SUMMARY FINANCIAL STATEMENTS

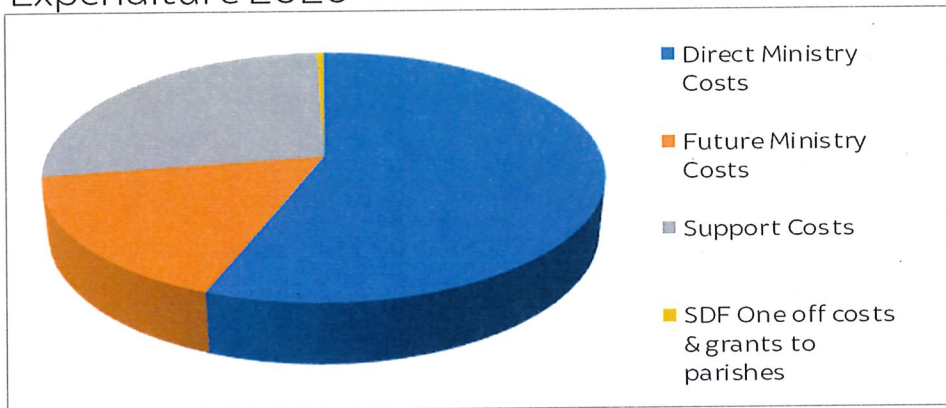
For the year ended 31 December 2020

---

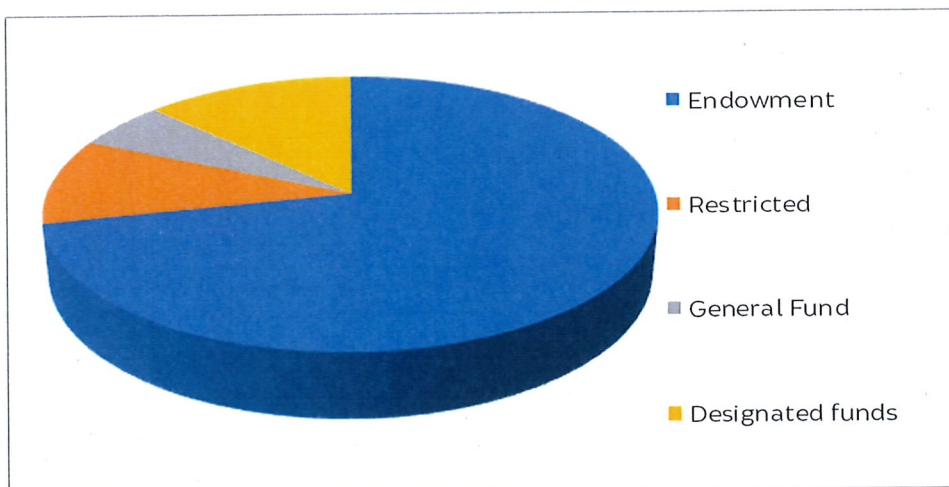
### Income 2020




### Expenditure 2020



### The reserves position at 31 December 2020





Company number - 0034165  
Registered charity number - 249359