

Southwell and Nottingham  
Diocesan Board of Finance

## Summary Accounts



For the year ended  
31 December 2021



SOUTHWELL & NOTTINGHAM DIOCESAN BOARD OF FINANCE

ANNUAL REVIEW AND SUMMARY FINANCIAL STATEMENTS

For the year ended 31 December 2021

---

# SOUTHWELL & NOTTINGHAM DIOCESAN BOARD OF FINANCE

## ANNUAL REVIEW AND SUMMARY FINANCIAL STATEMENTS

For the year ended 31 December 2021

---

I am deeply thankful as I review the activity of the diocese in 2021 particularly against the backdrop of the Coronavirus pandemic that we have been living through. The Church, like nearly every organisation, was not able to respond to the new and unpredictable challenges by turning to a ready prepared plan. As a result, we have been compelled to draw upon more hidden resources of resilience, innovation and courage to sustain our core activity across 320 churches, 85 church schools and many other places of mission. I have been inspired and stirred on countless occasions by stories 'on the ground' where congregations and clergy have resolved to make the love and hope of Christ known, for the blessing of all who live in the communities we serve.

It is too early to assess in what ways and where the relentless pressure of recent times has impacted particular parishes. Many were still re-grouping and re-configuring their ministry when the latest variant required hurried adaptation to the plans for Christmas. It will take another year or more, while we continue to learn to live with the Coronavirus, to establish a clear picture of where parishes have grown or declined in their overall ministry. In the meantime, there are encouraging reports of new people engaging with the life of the church and faith as a result of developing an on-line presence and new forms of pastoral care through the pandemic. In all parts of the diocese there are some inspiring stories of new growth and refreshed vision for mission.

Throughout 2021 the Bishop's Council has provided strategic oversight for those initiatives and developments that have enabled the diocese to accelerate positive change in alignment with our aspirations for Growing Disciples. The Bishop's Core Team, supported by wider teams within Jubilee House, has ensured consistent delivery of our objectives through the seven streams of work set out in 2020.

1. *Transformation Change Appointments* – We have re-shaped a number of clergy appointments which will enable significant change to facilitate growth; some of these are time-specific appointments that ensure we do not reduce the level of stipendiary ministry while maintaining flexibility in future deployment planning in the medium term.
2. *New models of Local Missional Leadership* – We have accelerated our planning in the training and commissioning of people who are equipped and called to lead local mission, within new initiatives and existing parishes.
3. *Youth and Children Growing Disciples Task Group* – Building on the extensive heritage of children and youth ministry in the diocese, we have been addressing the significant need to revitalise our mission among and with children and youth, working in partnership with our church schools. A Task Group led by the Bishop of Sherwood, and following wider consultation, has developed a plan for strategic investment in 5 new youth hubs and 10 children and families centres. This will be greatly assisted by substantial Strategic Development Funding granted in November 2021.
4. *Communications Review* – We have undertaken a communications review in light of the new mission opportunities that have been identified over the past 18 months, especially drawing on the learning from the increased activity through on-line platforms. A new website has been launched with fresh video resources; we have also established an on-line learning platform to support present ministry and equip new leaders across the churches.
5. *Increasing Diversity* – Early progress had been made in fostering a vision for a more diverse church, which includes addressing the systemic issues that unintentionally limit our mission and undermine the gospel. The newly formed GMH (Global Majority Heritage) Advisory Group has ensured that we are not distracted from turning vision into action.

# SOUTHWELL & NOTTINGHAM DIOCESAN BOARD OF FINANCE

## ANNUAL REVIEW AND SUMMARY FINANCIAL STATEMENTS

For the year ended 31 December 2021

---

6. *Well-being and Resilience* – This remains an essential component in sustaining the mission of the diocese through times of sustained pressure, not only in relation to clergy but all who share ministry, with an increasing focus on addressing Relational, Physical, Mental and Spiritual Health (RPMs)
7. *Prayer Stream* – Prayer is the engine of the Church in mission and in the context of increased challenge and change in society, we are seeking to foster an increasing engagement with patterns of prayer that can sustain and inspire radical discipleship. We can testify to some wonderful answers to prayer but there is always more to learn in prayer, aligned to fresh vision for revitalising worship in all its traditions.

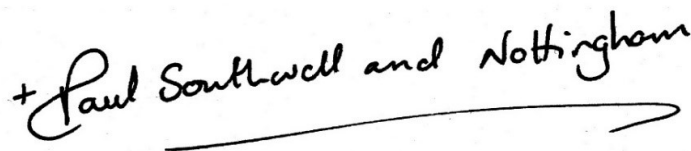
We were pleased to welcome and license the new Archdeacon of Newark, Tors Ramsey, in June, and start 2022 with all the senior strategic posts in the diocese filled by people called and inspired by God to oversee the mission of the diocese. During 2021 we have also expanded and developed the work of our Safeguarding Team to ensure that we continue to embed good Safeguarding practices into every part of the life of the diocese, as an essential core element of our mission. The Past Cases Review 2 (undertaken across the Church of England) has affirmed existing good practice, which is in place, as well as identified key recommendations that are already being implemented under the direction of the Diocesan Safeguarding Advisory Panel, led by the independent chair, Barry Earnshaw.

Speaking in the service of welcome to Archdeacon Tors at St Mary Magdalene, Newark, the Lord Lieutenant, Sir John Peace, spoke movingly of how greatly our society needs to recover a sense of hope emerging from the pandemic and related challenges for our world, including climate change. He graciously reminded us that this is our special calling as the church of God. We are people of hope. Not pious optimism but gritty, feet-on-the-ground, hearts-open, hope in the God of all hope.

I am confident that we are all well placed to respond to the challenges that are still before us, drawing upon the same resilience, innovation and courage that has been displayed over these past two years. I pray that our financial giving, and the stewardship of all our resources, ever more reflect our hope-filled vision of a Church that has Good News for people everywhere. This will shape the approach we take in reviewing and refreshing our Growing Disciples vision and priorities during 2022, to ensure we align vision and strategy with resources as we look beyond the immediate challenges and towards the sort of church we are called to be in 2030 and beyond.

With every blessing

With every blessing



+ Paul Southwell and Nottingham

The Rt Revd Paul Williams  
Bishop of Southwell & Nottingham

4 May 2022

# SOUTHWELL & NOTTINGHAM DIOCESAN BOARD OF FINANCE

## ANNUAL REVIEW AND SUMMARY FINANCIAL STATEMENTS

For the year ended 31 December 2021

---

### PLANS AND ACHIEVEMENTS

#### Financial plans in the 2021 budget set out to:

- Utilise retained reserves for a £532,000 deficit budget
- Provide a £400,000 Parish Share Support fund for parishes as they emerged from Covid 19
- provide for an increase in clergy stipends and staff salaries of 1%
- continue to use Strategic Development Funding to support new major projects in the Diocese
- provide a Growing Disciples fund to assist all parishes in their growing disciples plans and initiatives

### ACTIVITIES AND ACHIEVEMENTS IN THE YEAR

The activities below, which are some rather than all, only relate to those undertaken directly by employees of the Board. Activities within parishes are reported in each of their separate annual report and accounts.

The financial year 2021 began under Covid 19 lockdown, and the continued restrictions at the beginning of the year had further impact on our activities.

The trustees would like to pay tribute to Colin Slater MBE who passed away in January 2022, after many years as a director and trustee of the Board. His contribution over many years was significant, and he will be hugely missed.

The Board were pleased to be awarded a further Strategic Development Funding (SDF), after extensive consultation with local churches and other stakeholders. This funding will be used to develop and enhance our children's and youth work across the Diocese. Further work continued in the year using money from our previous Strategic Development Fund Bids to allocate £150,000 from our New Worshipping Communities funding and continue to support parishes with their Growing Disciples plans.

The Discipleship and Ministry team has continued to be active in training and developing lay and ordained ministers across the Diocese using both online and in-person provision where available and will continue this hybrid approach going forward. Working with our partners, Rebuilding Generations, we ran our first Rebuild Learning community mainly online with 150 leaders and volunteers representing 37 churches across the length and breadth of the Diocese.

We managed to hold the Diocesan conference in person attracting 200 people on our theme of Jesus Centred, Jesus Shaped: Evangelism in our contemporary world with input from the Archbishop of York, Stephen Cotterell, Hannah Steele, Denis Adide and Rachel Gardner.

September saw us launch the Learning Hub, a digital learning portal and we have 587 subscribers. Users can access training either individually or in groups, sign up to courses and events as well as be directed to external training opportunities. In addition, it's our gateway into Moodle a virtual teaching and learning platform where students can access and submit material. We hope to expand the Learning Hub next year to include material and courses from the Education and Safeguarding departments.

During the last quarter we also launched the new Diocesan website and welcome video. Work continued our response to climate change, with extensive work being done by Rev David McCoulough and Robert Cleave as the newly appointed Diocesan Environmental Officer.

In 2021 we registered as an Eco Diocese with A Rocha UK and participated in the Young Christian Climate Network relay walk from G7 to COP26 in Glasgow. We continue to work with cross

# SOUTHWELL & NOTTINGHAM DIOCESAN BOARD OF FINANCE

## ANNUAL REVIEW AND SUMMARY FINANCIAL STATEMENTS

For the year ended 31 December 2021

---

agency partners to tackle homelessness and modern slavery, and to support local church responses to the needs of rough sleepers refugees and asylum seekers, in the city and county. We have begun to explore how we can best respond to the Archbishop's Coming Home Report on Housing Need. A new chaplaincy started in St Stephen's Sneinton based in the local GP practice, and the town centre chaplaincy continued to develop in Retford.

During the year we welcomed Venerable Victoria Ramsey as Archdeacon of Newark, and three clergy were made Honorary Canons of Southwell Minister, Revd Canon Angela Fletcher, Revd Canon Kate Bottley and Revd Canon Dr Stephen Hippisley -Cox.

We supported 7 members of the clergy with their retirement plans and assisted with moving 12 clergy families in housing in the Diocese.

### **FUTURE PLANS**

In 2022, we will be focusing on refreshing our strategic vision of Growing Disciples Wider, Younger, Deeper.

We are conscious of the need to focus on generous giving, in its widest sense, as part of whole life discipleship and our Clergy Study Day will start the journey.

The focus on our response to climate change will continue, aiming to cut our carbon footprint and promote eco church and to encourage further our understanding of caring for creation as central to whole life discipleship. The Diocesan Advisory Group will also instigate a strategy for our church buildings across the Diocese and aim to improve our church building carbon footprint and increase awareness and use of environmental products and services.

Plans also include running another Rebuild Learning community and training our first cohort of Local Missional Leaders. We want to focus on growing vocations in the coming year which have been diminishing somewhat during the pandemic and allied to this will be to launch a second leadership year on the internship programme of YLC

# SOUTHWELL & NOTTINGHAM DIOCESAN BOARD OF FINANCE

## ANNUAL REVIEW AND SUMMARY FINANCIAL STATEMENTS

For the year ended 31 December 2021

### PERFORMANCE AGAINST BUDGET

The annual budget is presented to Diocesan Synod for approval and sets out the framework for our financial decision-making.

#### Management Accounts

	31-Dec-21		
	Budget	Actual 2021	Difference
	2021	2021	
	£000	£000	£000
<b>INCOME</b>			
Deanery Share (net of discounts allowed)	5,985	5,343	(642)
Church Commissioners Fees	3,067	2,217	(850)
Rent & Investment income	300	301	1
All churches Trust grants	755	1,111	356
	143	143	0
	<b>10,250</b>	<b>9,115</b>	<b>(1,135)</b>
<b>EXPENDITURE</b>			
Direct Ministry Costs	5,459	4,842	(617)
Future Ministry Costs	1,892	1,763	(129)
Support Costs	3,431	2,949	(482)
	<b>10,782</b>	<b>9,554</b>	<b>(1,228)</b>
Deficit	<b>(532)</b>	<b>(439)</b>	<b>93</b>

The 2021 budget plan for deanery share was for £5.9m to be allocated and paid, and because of the Covid 19 pandemic, the Board provided a Parish Share Support fund of £400,000, which parishes applied for. The Board of Finance received, for the year £5.38m, a small increase, in cash terms, on the previous year of £54,000 (2019 – a decrease of £226,000). The Board is immensely grateful for the continued support from parishes who have faithfully paid their share in full to support ministry in the Diocese. The revised Parish share calculation was approved at Synod in 2018 and forms the basis of parish share calculations. As the new calculation shows some significant variations between deaneries, there is currently a transitional route to move Deaneries onto the new calculation.

The variance in the Church Commissioners receipts is due to the timing of the Strategic Development Fund claims against the budget, with a corresponding decrease in the costs of the SDF projects. The Board also received £300,000 in respect of a Covid 19 support grant from Church Commissioners. The variance on Direct Ministry costs is a higher-than-expected clergy vacancy level, and the underspend on Future ministry costs is due to cancelled residentials and training due to the pandemic. The Support costs underspend relates mainly to delayed timing

# SOUTHWELL & NOTTINGHAM DIOCESAN BOARD OF FINANCE

## ANNUAL REVIEW AND SUMMARY FINANCIAL STATEMENTS

For the year ended 31 December 2021

---

on SDF projects, together with underspending on all Jubilee House departments, and furlough income to off-set staffing costs in the early part of the year.

Net income returns on investments were ahead of budget, as financial returns recovered more quickly than expected after the pandemic. We are currently receiving additional Mineral Extraction royalties in respect of Cromwell Quarry which will last until 2022.

The grant from the Benefact Trust (previously Allchurches Trust) annual distribution amounted to £143,000 and the Board of Finance acknowledges with thanks the receipt of this grant.

### **PERSONNEL**

It must be remembered that this report only deals with those who are employees of the Board of Finance and therefore although there have been several changes within parochial clergy and licensed lay workers these are not detailed here.

During the year new additions to the Diocesan team include Janet Brothwell (HR), Keziah Ritchie & Matt Gomez (School Chaplains), Jodie Price (Comms), Mitch Fletcher (Cleaner), Dawn Todd & Katrina Wilson (Safeguarding), Tom Ranger (Children & Youth) and Jane Johnstone (Reception).

Leavers in the year include Heather Rolfe, Jane Lewis, John Jones, Karen Hedworth, Sam McShane, Jane Wyles, Jen Lynn, Judith Mills, Jacqui Jones, Nicola Farrell, Grace Gilmour- Jones, Fraser McNish, Jo Kaiser, Lynn Harvey & Janice Ross.

The Board of Finance places on record its appreciation to these and all staff for their dedicated service over the past year.



# SOUTHWELL & NOTTINGHAM DIOCESAN BOARD OF FINANCE

## ANNUAL REVIEW AND SUMMARY FINANCIAL STATEMENTS

For the year ended 31 December 2021

---

### TRUSTEES' STATEMENT

These summarised financial statements are a summary of information extracted from the statutory financial statements. They may not contain sufficient information to allow for a full understanding of the financial affairs of the charity. For further information, the statutory financial statements should be consulted.

The full annual accounts were approved on 4 May 2022. These accounts were audited by BHP LLP, Chartered Accountants, who gave an unqualified audit opinion, and the senior statutory auditor was Jane Marshall. The accounts will be delivered to Companies House and the Charity Commission.

Copies may be downloaded from the diocesan website or obtained free of charge on request in writing to the following address:

The Director of Finance,  
Southwell & Nottingham Diocesan Board of Finance,  
Jubilee House,  
Westgate,  
Southwell,  
Nottinghamshire,  
NG25 0JH

### BY ORDER OF THE BOARD



Canon Michael Arlington  
Chair of The Finance Committee of Bishop's Council

4 May 2022

# SOUTHWELL & NOTTINGHAM DIOCESAN BOARD OF FINANCE

## ANNUAL REVIEW AND SUMMARY FINANCIAL STATEMENTS

For the year ended 31 December 2021

### CONSOLIDATED STATEMENT OF FINANCIAL ACTIVITIES

For the year ended 31 December 2021

	Unrestricted Funds £'000	Restricted Funds £'000	Endowment Funds £'000	Total funds 2021 £'000	Total funds 2020 £'000
<b>Income and endowments from</b>					
Donations					
Deanery share	5,384	-	-	5,384	5,438
Archbishops' Council	1,760	521	-	2,281	2,149
Other donations	146	-	-	146	144
Charitable activities	691	32	-	723	634
Other activities	490	1	-	491	454
Investments	843	211	-	1,054	1,089
Other	331	401	-	732	1,024
	<u>9,645</u>	<u>1,166</u>	<u>-</u>	<u>10,811</u>	<u>10,932</u>
<b>Expenditure on</b>					
Raising funds	335	74	-	409	404
Charitable activities	9,195	601	-	9,796	9,589
Clergy pension scheme movement	-	-	(7)	(7)	(6)
Church schools & Diocesan projects	-	164	-	164	151
Other	22	195	-	217	258
	<u>9,552</u>	<u>1,034</u>	<u>(7)</u>	<u>10,579</u>	<u>10,396</u>
<b>Net income before investment gains</b>	93	132	7	232	536
Net gains on investments	458	908	1,279	2,645	2,536
	<u>551</u>	<u>1,040</u>	<u>1,286</u>	<u>2,877</u>	<u>3,072</u>
<b>Transfers between funds</b>	(219)	-	219	-	-
Non-controlling interest	-	9	-	9	(1)
<b>Other recognised gains/(losses)</b>					
Gains/(losses) from changes in financial assumptions on defined benefit pension scheme	499	-	-	499	(331)
	<u>831</u>	<u>1,049</u>	<u>1,505</u>	<u>3,385</u>	<u>2,740</u>
<b>Total funds brought forward</b>	13,019	8,800	58,807	80,626	77,886
<b>Total funds carried forward</b>	<u>13,850</u>	<u>9,849</u>	<u>60,312</u>	<u>84,011</u>	<u>80,626</u>

SOUTHWELL & NOTTINGHAM DIOCESAN BOARD OF FINANCE

ANNUAL REVIEW AND SUMMARY FINANCIAL STATEMENTS

For the year ended 31 December 2021

CONSOLIDATED BALANCE SHEET

At 31 December 2021

	2021		2020	
	£'000	£'000	£'000	£'000
<b>FIXED ASSETS</b>				
Tangible assets		39,330		39,737
Investments		45,252		42,531
		<u>84,582</u>		<u>82,268</u>
<b>CURRENT ASSETS</b>				
Debtors	1,192		1,026	
Cash at bank and in hand	1,898		1,939	
	<u>3,090</u>		<u>2,965</u>	
<b>CREDITORS: amounts falling due within one year</b>	<u>(1,555)</u>		<u>(1,845)</u>	
<b>NET CURRENT ASSETS/(LIABILITIES)</b>		<u>1,535</u>		<u>1,120</u>
<b>TOTAL ASSETS LESS CURRENT LIABILITIES</b>		<u>86,117</u>		<u>83,388</u>
<b>CREDITORS: amounts falling due after more than one year</b>				
Pension scheme liabilities	(1,387)		(2,043)	
Other creditors	(719)		(719)	
	<u>(2,106)</u>		<u>(2,762)</u>	
<b>NET ASSETS</b>		<u>84,011</u>		<u>80,626</u>
<b>FUNDS</b>				
Endowment funds	60,533		59,254	
Deficit on clergy pension scheme	(221)		(447)	
	<u>60,312</u>		<u>58,807</u>	
Restricted income funds		9,849		8,800
<b>Unrestricted income funds:</b>				
General fund	5,244		4,413	
Designated funds	9,992		10,577	
Defined benefit pension scheme liability	(1,386)		(1,971)	
	<u>13,850</u>		<u>13,019</u>	
<b>TOTAL FUNDS</b>		<u>84,011</u>		<u>80,626</u>

# SOUTHWELL & NOTTINGHAM DIOCESAN BOARD OF FINANCE

## ANNUAL REVIEW AND SUMMARY FINANCIAL STATEMENTS

For the year ended 31 December 2021

### SOUTHWELL & NOTTINGHAM DIOCESAN BOARD OF FINANCE

#### DEANERY SHARE - RECEIPTS FOR 2021

	Parish Share apportionments £	Parish Share receipts £	Parish Share receipts %		Parish Share apportionments £	Parish Share receipts £	Parish Share receipts %
<b>NEWARK ARCHDEACONRY NEWSTEAD DEANERY</b>				<b>NOTTINGHAM ARCHDEACONRY NOTTINGHAM NORTH DEANERY</b>			
Annesley	19,392	19,392	100.0%	Aspley St. Margaret	30,564	30,576	100.0%
Newstead Village	8,532	8,532	100.0%	Awsworth	7,728	7,728	100.0%
Brinsley with Underwood	31,332	31,332	100.0%	Basford St. St. Aidan	5,106	5,118	100.2%
Eastwood	54,324	54,324	100.0%	Basford St. Leodegarius	5,106	5,118	100.2%
Greasley	53,844	53,848	100.0%	Bestwood St. Emmanuel	6,649	6,649	100.0%
Hucknall St. Mary & St. John	54,984	54,984	100.0%	Bestwood St. Mark	12,492	12,492	100.0%
Hucknall St. Peter and St. Paul	37,632	37,632	100.0%	Bestwood St. Matthew & St. Philip	3,096	3,108	100.4%
Huthwaite	39,132	39,132	100.0%	Bestwood Park	3,288	5,196	158.0%
Kirkby-in-Ashfield St. Thomas	16,788	10,500	62.5%	Bestwood Rise Park	6,684	6,691	100.1%
Kirkby-in-Ashfield St. Wilfrid	30,720	20,000	65.1%	Bilborough & Strelley	10,008	10,008	100.0%
Kirkby Woodhouse	8,928	8,928	100.0%	Broxtowe St. Martha	1,308	3,816	291.7%
Linby with Papplewick	61,848	61,848	100.0%	Bulwell St. John	15,516	6,516	42.0%
New Cross Community Church	9,696	9,697	100.0%	Bulwell St. Mary	19,404	20,114	103.7%
Ravenshead	101,664	101,664	100.0%	Cinderhill Christ Church	7,984	8,140	102.0%
Selston	22,776	22,776	100.0%	Cossall	6,420	6,432	100.2%
Skegby	53,436	53,436	100.0%	Kimberley & Nuthall	25,836	12,000	46.4%
Sutton-in-Ashfield St. Mary	75,300	35,000	46.5%	Sherwood St. Martin	50,003	50,015	100.0%
Teversal	19,116	15,337	80.2%	Stapleford	73,127	73,163	100.0%
Westwood	17,880	17,880	100.0%	Trowell	28,848	28,848	100.0%
	<b>717,324</b>	<b>656,242</b>	<b>91.5%</b>	Wollaton St. Leonard	97,416	97,416	100.0%
					<b>416,583</b>	<b>399,144</b>	<b>95.8%</b>
<b>NOTTINGHAM ARCHDEACONRY EAST BINGHAM DEANERY</b>				<b>NOTTINGHAM SOUTH DEANERY</b>			
Aslockton	15,134	18,146	119.9%	Attenborough	61,080	61,080	100.0%
Bingham	45,362	45,362	100.0%	Beeston	54,540	54,540	100.0%
Broughton Sulney	6,840	3,500	51.2%	Bramcote	69,000	50,015	72.5%
Bunny with Bradmore	10,934	8,002	73.2%	Carrington St. John	18,000	18,000	100.0%
Car Colston	4,128	4,188	101.5%	Chilwell, Christ Church & St. Barnabas	146,040	146,040	100.0%
Cotgrave	50,463	31,030	61.5%	Hyson Green St. Stephen	40,130	40,130	100.0%
East Bridgford	61,872	61,872	100.0%	Lenton Abbey St. Barnabas	7,250	7,259	100.1%
Flintham	2,000	2,008	100.4%	Lenton Holy Trinity & Priory	17,000	20,000	117.6%
Hawksworth	5,044	5,044	100.0%	Nottingham St. Andrew	8,690	4,402	50.7%
Hickling	11,020	6,754	61.3%	Nottingham St. Ann with Emmanuel	21,770	21,770	100.0%
Keyworth	40,000	40,004	100.0%	Nottingham St. George	12,515	12,515	100.0%
Kinoulton	20,140	15,004	74.5%	Nottingham St. Mary	60,000	60,000	100.0%
Kneeton	3,000	3,000	100.0%	Nottingham St. Nicholas	119,340	124,340	104.2%
Orston	15,134	9,002	59.5%	Nottingham St. Peter & All Saints	52,000	50,004	96.2%
Owthorpe	3,537	3,546	100.3%	Nottingham St. Saviour	17,220	1,000	5.8%
Plumtree with Normanton	48,000	32,000	66.7%	Radford St. Peter and All Souls	5,928	6,000	101.2%
Radcliffe-on-Trent	74,306	74,306	100.0%	Sneinton St. Christopher	17,080	17,080	100.0%
Scarrington	5,044	1,004	19.9%	Sneinton St. Cyprian	6,000	3,000	50.0%
Screveton	4,000	4,000	100.0%	Sneinton St. Stephen with St. Matthias	6,000	1,000	16.7%
Shelford	6,903	6,903	100.0%	Toton	52,850	52,850	100.0%
Stanton-on-the-Wolds	12,700	12,700	100.0%	Wollaton Park St. Mary	27,000	27,000	100.0%
Thoroton	5,044	5,044	100.0%		<b>819,433</b>	<b>778,025</b>	<b>94.9%</b>
Tollerton	14,112	10,050	71.2%	<b>WEST BINGHAM DEANERY</b>			
Whatton	15,134	9,002	59.5%	The A453 Churches of South Notts	75,466	64,730	85.8%
Widmerpool	12,650	10,478	82.8%	Clifton Parish	27,401	27,401	100.0%
Willoughby-on-the-Wolds	20,700	12,000	58.0%	Costock	10,210	10,209	100.0%
Wiverton in The Vale	67,000	67,000	100.0%	Edwalton	54,754	54,754	100.0%
Wysall	12,650	12,650	100.0%	East Leake	79,350	79,350	100.0%
	<b>592,851</b>	<b>513,599</b>	<b>86.6%</b>	Gamston	134,403	134,403	100.0%
<b>GEDLING DEANERY</b>							
Arnold	78,797	62,440	79.2%	Holme Pierrepont	9,096	7,800	85.8%
Bulcote, Burton Joyce & Stoke Bardolph	52,606	31,210	59.3%	Lady Bay	13,594	15,594	114.7%
Calverton	50,504	50,504	100.0%	Normanton-on-Soar	17,419	13,919	79.9%
Carlton St. John	17,298	17,298	100.0%	Rempstone	9,532	9,532	100.0%
Carlton St. Paul	34,173	31,173	91.2%	Ruddington	85,676	76,084	88.8%
Colwick	2,415	1,003	41.5%	Stanford-on-Soar	4,339	3,627	83.6%
Daybrook	45,341	11,005	0.0%	Sutton Bonington	21,134	18,389	87.0%
Epperstone	22,008	14,205	64.5%	Wilford Hill	66,247	66,247	100.0%
Gedling	55,707	34,707	62.3%	Wilford St. Wilfrid	55,974	56,162	100.3%
Gonalston	5,044	4	0.1%	West Bridgford	130,531	123,507	94.6%
Lambley	24,548	12,008	48.9%	West Leake	7,380	7,032	95.3%
Lowdham, Caythorpe & Gunthorpe	51,546	51,546	100.0%	Deanery donation	-	371	
Mapperley	67,396	67,396	100.0%		<b>802,506</b>	<b>769,111</b>	<b>95.8%</b>
Netherfield	2,990	2,402	80.3%				
Oxton	18,700	13,085	70.0%				
Porchester	86,970	86,970	100.0%				
Woodborough	51,974	51,974	100.0%				
Woodthorpe	105,509	92,574	87.7%				
	<b>773,526</b>	<b>631,504</b>	<b>81.6%</b>				

# SOUTHWELL & NOTTINGHAM DIOCESAN BOARD OF FINANCE

## ANNUAL REVIEW AND SUMMARY FINANCIAL STATEMENTS

For the year ended 31 December 2021

SOUTHWELL & NOTTINGHAM DIOCESAN BOARD OF FINANCE							
DEANERY SHARE - RECEIPTS FOR 2021							
	Parish Share apportionments	Parish Share receipts	Parish Share receipts		Parish Share apportionments	Parish Share receipts	Parish Share receipts
	£	£	%		£	£	%
<b>NEWARK ARCHDEACONRY</b>				<b>NEWARK &amp; SOUTHWELL DEANERY</b>			
<b>BASSETLAW &amp; BAWTRY DEANERY</b>							
Bawtry with Austerfield	37,410	37,410	100.0%	Averham	6,136	6,136	100.0%
Beckingham, All Saints	12,293	7,305	59.4%	Balderton	45,891	45,891	100.0%
Blyth, St. Mary & St. Martin	16,010	10,002	62.5%	Barnby-in-the-Willows	6,000	6,000	100.0%
Bole with Saundby, St. Martin	2,010	2,010	100.0%	Besthorpe	1,132	1,132	100.0%
Carlton-in-Lindrick, St. John the Evangel	63,640	44,320	69.6%	Bilsthorpe	7,540	7,540	100.0%
Clarborough, St. John the Baptist	10,425	10,425	100.0%	Bleasby	13,512	13,512	100.0%
Clayworth, St. Peter	7,570	3,510	46.4%	Carlton-on-Trent	5,641	2,821	50.0%
Everton, Holy Trinity	10,485	10,485	100.0%	Caunton	9,227	8,156	88.4%
Gringley-on-the-Hill, St. Peter & St. Pau	12,746	5,546	43.5%	Coddington	1,599	1,599	100.0%
Harworth, All Saints	27,100	12,004	44.3%	Collingham	19,474	19,474	100.0%
Hayton, St. Peter	3,505	3,505	100.0%	Cromwell, St. Giles	1,266	1,266	100.0%
The Idle and Sands, Retford	56,000	38,436	68.6%	Eakring	7,540	7,540	100.0%
Langold, St. Luke	3,907	7	0.2%	East Stoke	3,484	3,088	88.6%
Mattersey, All Saints	7,825	5,893	75.3%	Edingley	6,292	6,292	100.0%
Misson, St. John the Baptist	9,830	9,830	100.0%	Egmanton	3,016	3,016	100.0%
Misterton, All Saints	12,293	6,505	52.9%	Elston	15,765	14,505	92.0%
The Church in the Levertons	7,220	8	0.1%	Farndon	26,452	26,452	100.0%
North Wheatley, St. Peter & St. Paul	9,020	8,119	90.0%	Farnsfield	27,099	27,099	100.0%
Norton Cuckney, St. Mary	6,150	6,150	100.0%	Girton	1,132	1,132	100.0%
Oldcotes, St. Mark	3,313	49	1.5%	Halam	9,438	9,438	100.0%
Ordsall, All Hallows	46,700	46,700	100.0%	Halloughton	3,359	3,359	100.0%
Retford, St. Michael	23,300	23,300	100.0%	Harby	2,491	2,491	100.0%
Retford, St. Saviour	56,000	56,000	100.0%	Hawton	7,031	7,112	101.2%
Retford, St. Swithun	20,000	20,000	100.0%	Holme	2,491	2,491	100.0%
The Rivers, Retford	60,000	48,856	81.4%	Hoveringham	8,727	12,323	141.2%
Scrooby with Ranskill	15,990	10,006	62.6%	Kelham	5,359	2,704	50.5%
Shireoaks, St. Luke	23,500	23,500	100.0%	Kilvington	2,856	1,446	50.6%
Sturton-le-Steeple, St. Peter & St. Paul	7,920	7,920	100.0%	Kirklington	4,502	4,502	100.0%
Walkeringham, St. Mary Magdalene	-	-	0.0%	Kirton	1,267	1,267	100.0%
Worksop, St. Anne	55,000	55,000	100.0%	Kneesall	1,767	1,767	100.0%
Worksop, Christ Church	47,000	47,000	100.0%	Langford	906	906	100.0%
Worksop, St. John the Evangelist	54,200	38,612	71.2%	Laxton	5,267	5,277	100.2%
Worksop, St. Paul	1,865	1,865	100.0%	Maplebeck	3,721	3,721	100.0%
Worksop Priory, St. Mary & St. Cuthber	56,135	45,511	81.1%	Markham Clinton	1,710	1,710	100.0%
West Stockwith, St. Mary the Blessed V	4,900	4	0.0%	Marnham	1,595	1,595	100.0%
				Morton	13,477	13,477	100.0%
	<b>791,262</b>	<b>645,793</b>	<b>81.6%</b>	Normanton-on-Trent	1,140	1,140	100.0%
				North & South Clifton	2,491	2,491	100.0%
				North Muskham	14,050	14,050	100.0%
				Norwell	9,227	8,011	86.8%
				Newark Christ Church	25,599	25,602	100.0%
				Newark St. Mary & St. Le	61,309	61,309	100.0%
				Ollerton & Boughton	22,619	22,619	100.0%
				Ossington	3,850	3,850	100.0%
				Rolleston	8,551	8,551	100.0%
				Shelton	2,856	-	0.0%
				Sibthorpe	2,856	2,856	100.0%
				South Muskham	9,094	2,118	23.3%
				Southwell Holy Trinity	93,807	93,807	100.0%
				South Scarle	2,491	7	0.3%
				Staunton	3,484	3,517	100.9%
				Sutton-on-Trent	9,227	9,227	100.0%
				Syerston	2,856	2,856	100.0%
				Thorney	1,359	1,359	100.0%
				Thorpe	1,350	1,350	100.0%
				Thurgarton	9,481	9,481	100.0%
				Tuxford	12,269	12,269	100.0%
				Upton	10,786	10,786	100.0%
				Walesby	3,767	11	0.3%
				Wellow	5,767	5,767	100.0%
				Weston	3,761	3,761	100.0%
				Winkburn	1,595	1,595	100.0%
				Winthorpe	6,793	6,001	88.3%
	<b>404,962</b>	<b>332,670</b>	<b>82.1%</b>		<b>616,597</b>	<b>592,626</b>	<b>96.1%</b>

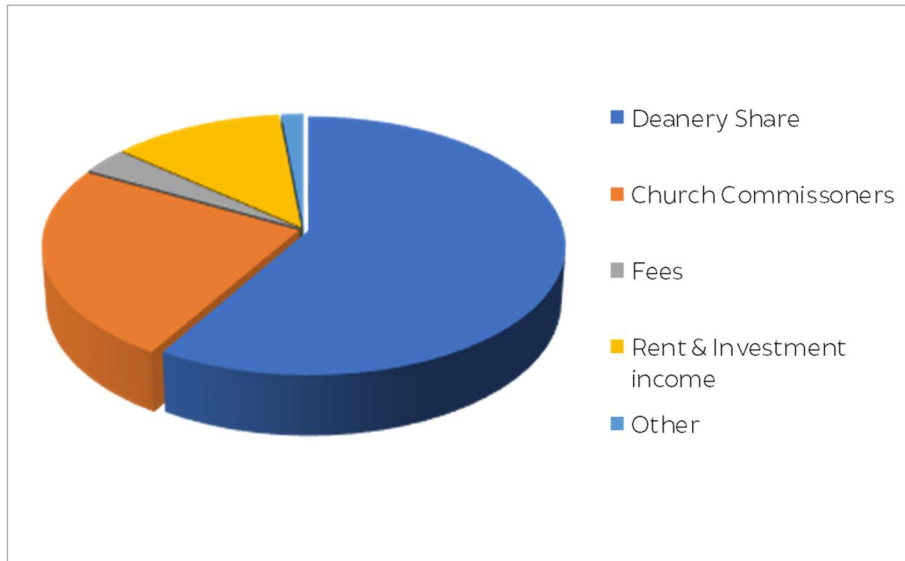
# SOUTHWELL & NOTTINGHAM DIOCESAN BOARD OF FINANCE

## ANNUAL REVIEW AND SUMMARY FINANCIAL STATEMENTS

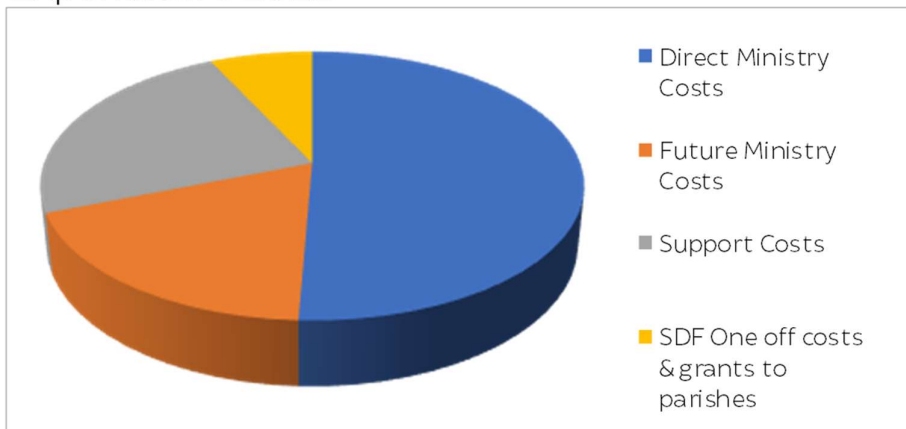
For the year ended 31 December 2021

---

### Income 2021



### Expenditure 2021



### The reserves position at 31 December 2021

