



NORTHWESTERN GROUP

Mission Associate

Cluster Two



PARISH PROFILE

CONTENTS

Background & Introduction	3
Benefice Profile	5
Financial Information	9
Cluster Two Information	19
People & Opportunities	20
Centres of Strength	21
Find out more	22



BACKGROUND

Led by the desire to share the living hope that is found in following Jesus Christ (1 Peter 1:3) we are on a mission to grow new disciples with compassion confidence and courage. We believe that this vision is as relevant in the rural villages of our diocese as it is in our other contexts. We are also aware that there are some particular challenges in our rural parishes and we have spent time developing a plan that we hope will enable the church to grow and flourish into the future. While we understand the challenges in rural ministry, we are excited and motivated by the many opportunities that we see. However, the church needs to reach out to people outside of its usual congregations, grow younger and be future focused. As a diocese we are committed to supporting and developing ministry in our rural communities. We have spent time reviewing our learning and have identified several things that work well, including a focus on schools, strategic planning of resources, and the development of contemporary styles of worship, alongside the more traditional forms and styles.

We are drawing on examples of good practice in the rural where we have seen growth – Connect Church in school (Farnsfield, Aslockton); The Potting Shed Church (work with schools, children, families and youth); River Idle benefice (multi-parish benefice, with a focus on children's and families work)

We've established a new cluster model that has brought several benefices together around a shared vision for growth. Each cluster is led by a Lead Mission Enabler, working alongside Mission Associates who give focused leadership to individual benefices. This model offers the best of both worlds: the rootedness of local ministry and the encouragement, accountability and creativity of a wider mission team.

In Cluster 2, we have appointed one Mission Associate and have opportunities for two further Mission Associates. We have also appointed an Operations Manager, Children & Families and Youth Workers (part-time), and a Worship Co-ordinator.

The Diocese of Southwell and Nottingham incorporates the City of Nottingham, the whole County of Nottinghamshire and five parishes in South Yorkshire.



In 2024 we launched our refreshed vision of Living Hope for the city, towns and villages in Nottinghamshire and beyond. We believe the presence of thriving, growing churches across the diocese is vital for people to discover Living Hope and make the best decision

anyone could ever make for their lives – to become a disciple of Jesus Christ. To enable this vision, we are committed to our mission of Growing disciples of Christ with compassion, confidence and courage. To support both parishes and the diocese in this we have identified 7 areas of focus: inspiring worship, reaching younger, enhancing diversity, growing leaders, enabling commitment, encouraging generosity and nurturing prayer. This vision is set out in more detail on our website.

It is my hope that each worshipping community in the diocese will develop a compelling picture of its own future in God’s purposes with an expectation of growing numerically and in the scope of its mission. It is my prayer that the new rural Mission Associates will have the creative leadership and imagination to develop discipleship, plan for growth and reach out to the unchurched of all ages in its locality.

As you consider this role, may I encourage you to take time to look over and reflect on our diocesan vision as part of your discernment as to whether God is calling you to be part of this diocese at this exciting time.

Rt Revd Paul Williams, Bishop of Southwell & Nottingham

We find ourselves at a crucial moment for the church in relation to a changing culture. The good news of Jesus Christ is as important and life-giving as it has ever been. There are many opportunities to serve our rural communities with the gospel of hope, in the power of the Holy Spirit.

The rural plan enables the clergy and lay teams to work towards growth and fruitfulness in their benefice, while enjoying the shared vision, strategic support and fellowship of the wider cluster.

Each benefice is encouraged to create its own ‘Growing Disciples Plan’ which in turn will relate to the wider strategic plan for the rural cluster and play a part in the commitment to growing disciples of Jesus Christ with compassion, confidence and courage. I look forward to welcoming new mission associates to lead and implement the vision for these wonderful parishes.



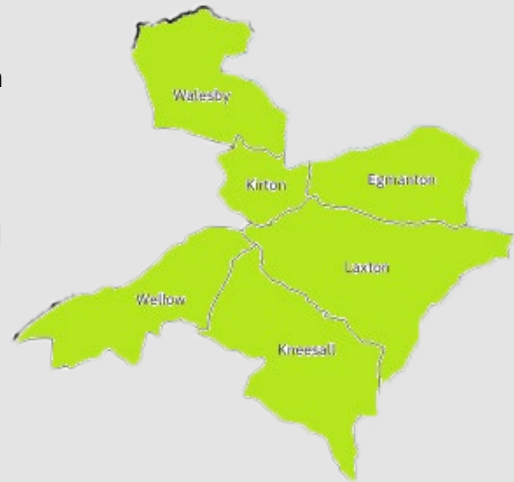
The Venerable Tors Ramsey, Archdeacon of Newark

THE LOCATION

The group is slightly north of the geographical centre of the diocese, between the A614 and the A1, adjacent to the town of Ollerton.

Mansfield, Newark, Retford and Southwell all 10-12 miles; Lincoln 20 miles, Nottingham 22 miles, Sheffield 28 miles.

M1 (j29)18 miles.



PRIORITIES FOR THE MISSION ASSOCIATE ROLE

- To identify and develop a centre of strength — likely to be based in one of the existing churches — where a new worshipping community can welcome younger people, build strong links with a local school, become a hub for contemporary worship, and support faith pathways and training across the benefice. To identify a school within each benefice that can host a Connect style after school church as a way of reaching out to children and their families.
- To work with a local school to establish a Connect-style after-school church, creating a welcoming and accessible pathway for children and families to explore faith and belong.
- To lead the discernment and development of new mission opportunities across the parish, supported by the wider cluster team.
- To collaborate with the Lead Mission Enabler in shaping a mission and ministry plan that enables sustainable flourishing across the benefice, helping each village church understand and embrace its part in the wider vision.
- To work with the Lead Mission Enabler and PCC to develop a realistic and hopeful buildings plan, discerning how each church building can best serve its village context while addressing maintenance, repair and long-term sustainability.
- To establish a sustainable pattern of ministry across the benefice that honours the varied traditions of village life while creating space for renewal, growth and new expressions of worship. The Mission Associate will be supported by those with PTO, SSMs, LLMs and LMLs.
- Together with the PCC, lead the parish in appreciating the generosity of God in his provision and ensure the church is on its ten year trajectory towards parish share through inspirational teaching and as part of whole-life discipleship.

PERSON SPECIFICATION

- A clear track record of growing new worshipping communities, particularly with a focus on younger generations.
- Competency in leading contemporary forms of services.
- Someone with a heart for developing centres of missional worship and prayer.
- Knowledge and insight into working in the rural context.
- Creative thinker with the capacity to explore new ways of working.
- Someone with the ability to oversee volunteers and others delivering ministry while casting and holding a vision for a number of parishes.
- Ability to work with a lead mission enabler, being a wistful colleague in developing mission and ministry across the cluster.

OUR CHURCHES

KIRTON

Kirton is a community supportive of the church. We produce a monthly village newsletter and have a good relationship with the local pub, The Fox. We are near Boughton Industrial Estate and the Clay quarry and brickworks.

The church is very visible throughout the village. We have an organ, and use the Lady Chapel for refreshments. There is limited disabled access and we don't have a hall or toilet (although we can use The Fox Pub nearby).

Special services are very well attended, especially at Christmas. Every eucharistic service is well supported.

WALESBY AND HAUGHTON

The Walesby & Haughton parish has a mix of elderly people and young families, as well as some professionals. There is lots of new housing. The church has an organ, and the Church Institute opposite has a hall, toilet and kitchen.

The church has lots of occasional offices, and the church and its worship have been well maintained throughout the vacancy.

There are two local pubs, a small grocers, Post Office, village hall and Walesby Forest Activity Centre all nearby.

EGMANTON

Egmanton is a small agricultural village with a pub and village hall. Many of its residents are agricultural or self-employed, families with children, or of retirement age. The Young Farmers are active in decorating the church for Harvest and Christmas.

The church is a medieval (and current) place of pilgrimage with a shrine. There is spectacular gothic revival decoration throughout. It also has an organ.

Our relationship with the Society of Our Lady brings many visitors. Congregations at pilgrimage services are growing.

LAXTON

Built in the 13th century, St Michael the Archangel Church (below left), is a grade 1 listed building overlooking Laxton, the last open-field village in England, where land is still farmed in strips.

Residents include families, retired couples and a large number whose relatives have farmed the land over many generations.

Laxton has a thriving pub, a Visitor's Centre and a village hall where coffee mornings are held each month.

Services are held on the first Sunday of the month, often with an emphasis on Laxton's agricultural heritage. On Plough Sunday, the plough is brought into church to be blessed. The church has an organ dating back to 1870. Decorated with fruits and flowers, the Harvest Festival service is followed by Harvest Supper in the village hall, a produce show and auction in aid of the church. The year ends with a fabulous Christmas Tree Festival and concert held in the church with music from the Sherwood Forest Brass Band.

St Nicholas Moorhouse Chantry Chapel (below right) is grade 2 listed and situated at Church Farm, Moorhouse in the middle of a field. At present it just holds festival services at Easter, Harvest and Christmas eve, all of which are well attended.



WELLOW

St Swithun's serves the village of Wellow which is situated on the road from Worksop to Newark. Wellow House School, an independent prep school is situated outside of the village.

KNEESALL

Kneesall, sits on the A616 between Newark and Ollerton. The village has an excellent Primary School, and a very popular cafe (The Hay Barn). St. Bartholomew's Church, mentioned in the Domesday Book, is now primarily used as a community space, retaining a chapel for worship events.

OUR SCHOOLS

There are three schools across the group:

- **Walesby CofE Primary** (organises its own festivals in the church building)
- **Kneesall CofE Primary** (Good links with church visitors to school and use of church building)
- **Wellow House** (Private, age 3-16) uses Wellow Church for events. In the past Ollerton vicar was chaplain.

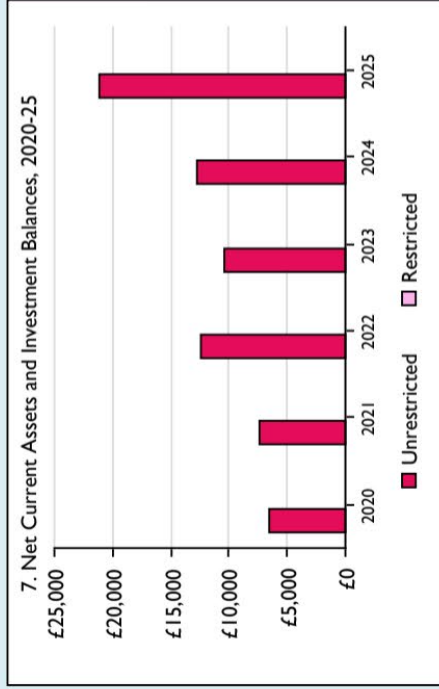
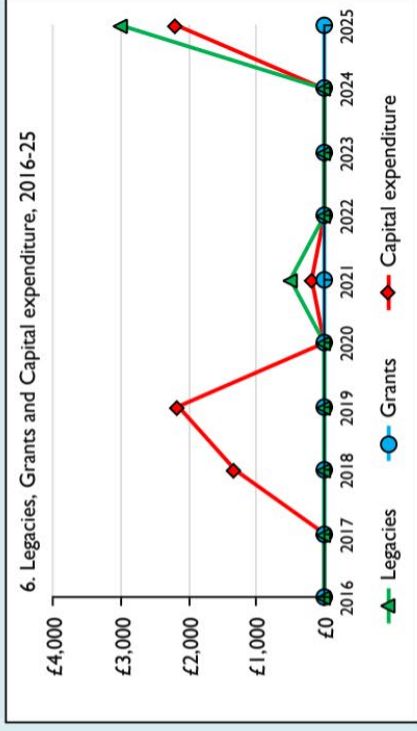
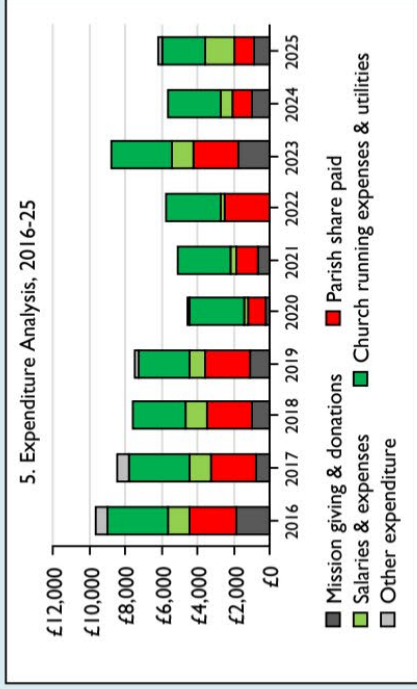
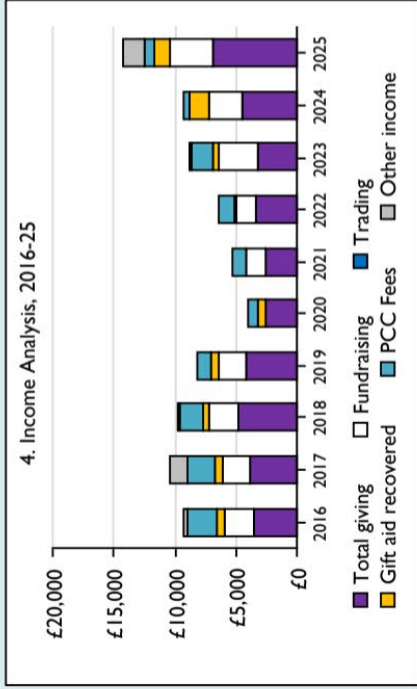
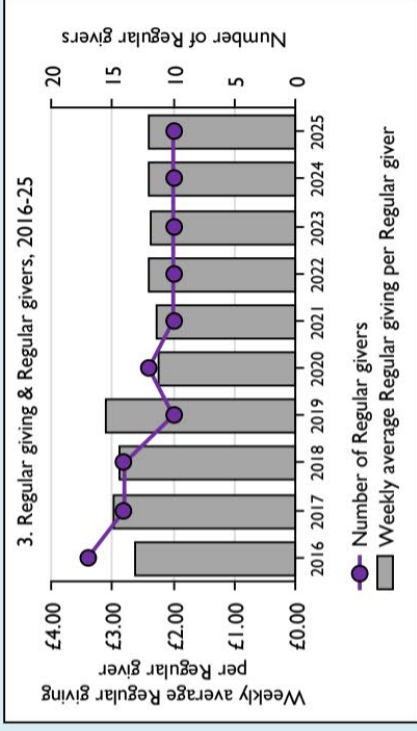
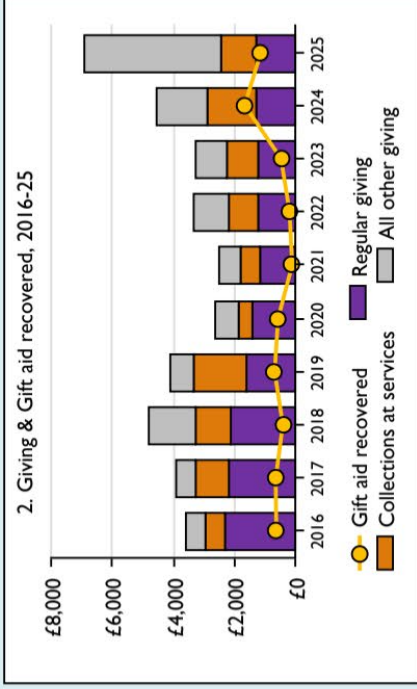
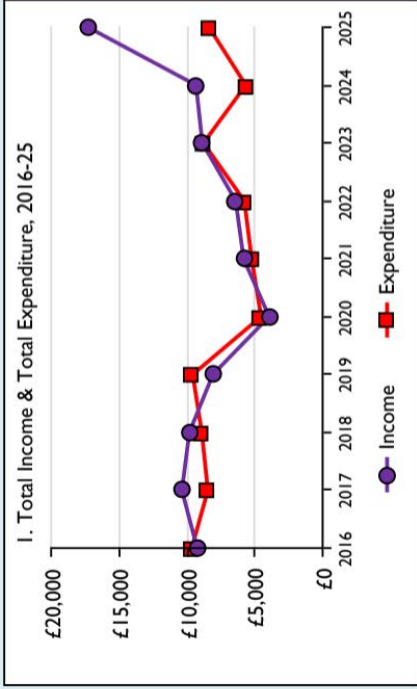
Children from the parishes often attend schools outside the benefice, including primaries: Tuxford, Norwell, Lowes Wong (Southwell), Ranby House (private school); secondaries: Tuxford academy, The Dukeries Academy, Southwell Minster, Worksop College (private).

WORKING TOGETHER

Some of the churches have grown closer during the vacancy and many people attend more than one church in the group. There is a co-ordinated service rota. Each parish has a separate PCC.

While the wider group is of broad churchmanship, Kirton, Walesby & Haughton and Egmanton have a strong history of Anglo-Catholic Eucharistic worship. None have passed resolutions excluding women priests.

Finance Dashboard for the Parish of Kirtton in the Deanery of Newark and Southwell



Weekly average Regular giving per Regular giver (2025)

Parish: 2.4

Diocese: 14.45

Number of churches in parish (2025): 1

Parish code: 380119

Notes & definitions

This dashboard contains figures as submitted by churches currently in the Parish; gaps may be the result of missing returns.

Graph 2 shows a detailed breakdown of the **Total giving** figure in graph 4.

Graph 4: **Total giving** = Regular giving + Collections at services + All other giving, including special appeals

Graph 4: **Other income** = Dividends, interest, income from property + Any other income.

Graph 5 shows expenditure other than capital expenditure.

Graph 5: **Other expenditure** = Fund-raising activities + Mission and evangelism costs + Cost of trading + Other expenses.

Graph 5: **Running expenses & utilities** also includes governance costs.

Graphs 1-6: Unrestricted and Restricted amounts have been combined.

For further definitions please see the guidance notes attached to the Return of Parish Finance.

Variations from year to year may be the result of changes in the number of churches that submitted returns, or changes in parish/benefice structure.

Number of churches included in returns: 2016 1;2017 1;2018 1;2019 1;2020 1;2021 1;2022 1;2023 1;2024 1;2025 1.

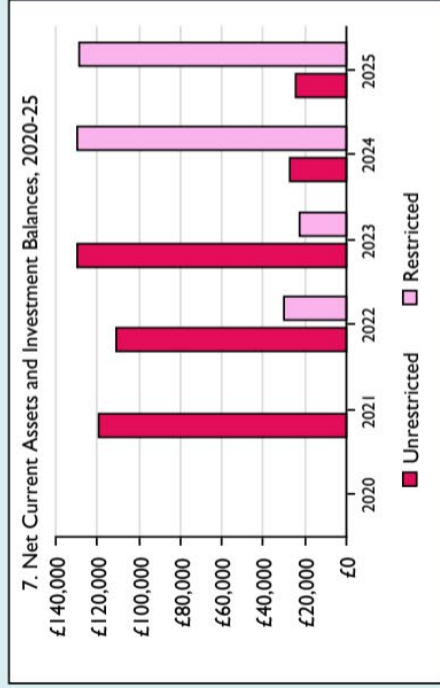
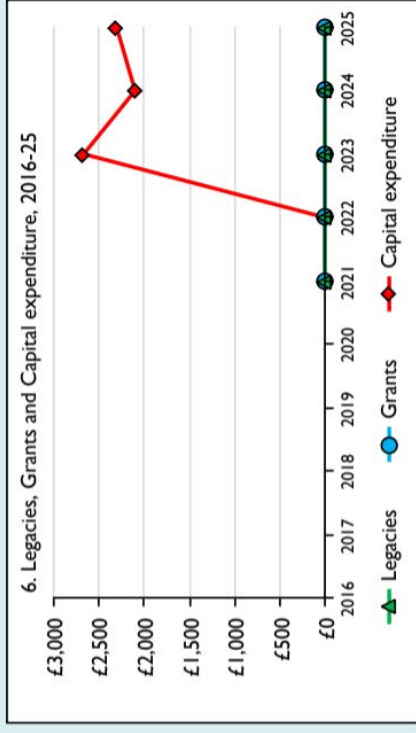
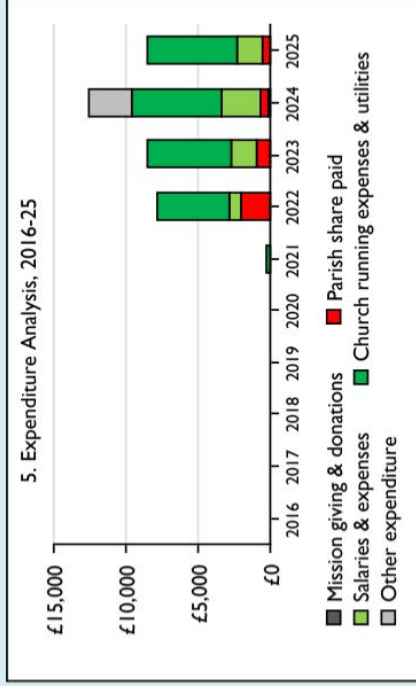
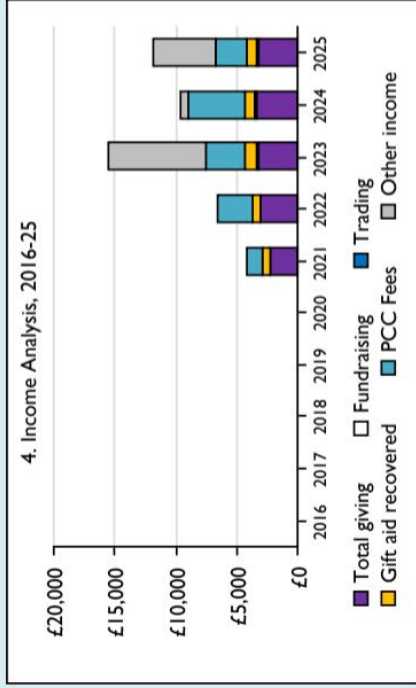
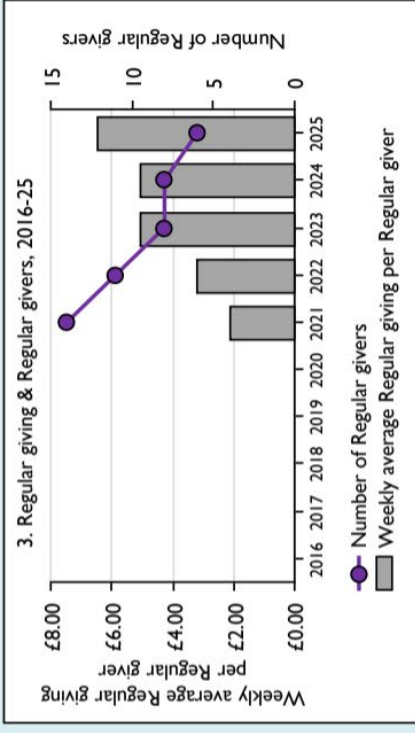
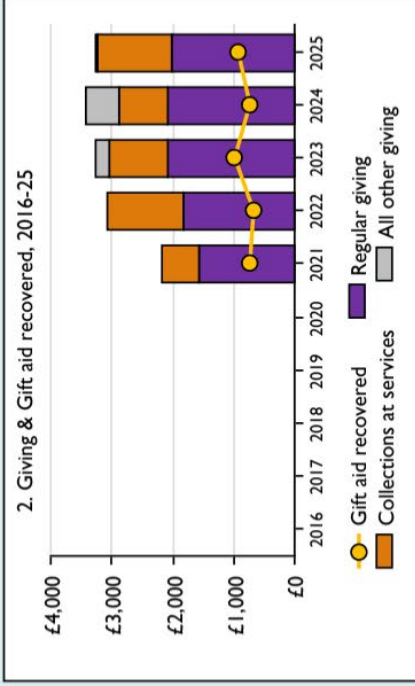
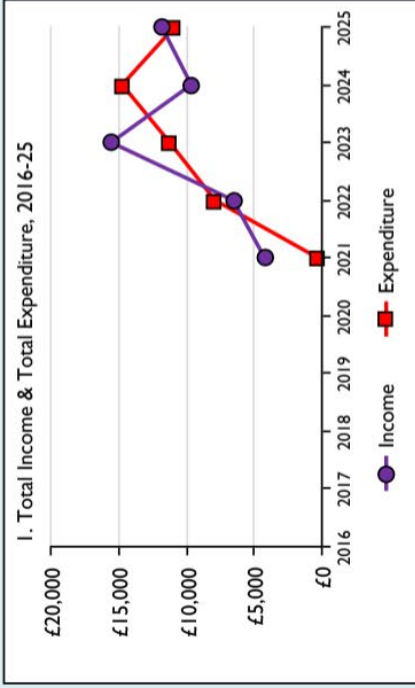
Produced by Data Services, Church House, Great Smith Street, London SW1P 3AZ. Date of production: 16/06/2026.

Every effort has been made to ensure that data are reliable. We would be pleased to be notified of any significant errors or omissions by email to statistics.unit@churchofengland.org

Finance Dashboard for the Parish of Kirton in the Deanery of Newark and Southwell

Report	Field	2016	2017	2018	2019	2020	2021	2022	2023	2024	2025
1. Total Income & Total Expenditure	Income	£9,245	£10,367	£9,816	£8,087	£3,941	£5,821	£6,404	£8,863	£9,321	£17,281
	Expenditure	£9,639	£8,455	£8,901	£9,571	£4,534	£5,227	£5,765	£8,778	£5,659	£8,369
2. Giving & Gift aid recovered	Regular giving	£2,326	£2,164	£2,104	£1,619	£1,404	£1,184	£1,240	£1,230	£1,250	£1,250
	Collections at services	£627	£1,070	£1,191	£1,682	£424	£614	£921	£1,010	£1,601	£1,200
	All other giving	£601	£650	£1,535	£819	£765	£718	£1,188	£1,031	£1,665	£4,469
3. Regular giving and Regular givers	Gift aid recovered	£621	£643	£408	£676	£563	£102	£188	£466	£1,659	£1,121
	Weekly average Regular giving per Regular giver	£2.63	£2.97	£2.89	£3.11	£2.25	£2.28	£2.38	£2.37	£2.40	£2.40
4. Income Analysis	Number of Regular givers	17	14	14	10	12	10	10	10	10	10
	Total giving	£3,554	£3,884	£4,830	£4,120	£2,593	£2,516	£3,349	£3,271	£4,516	£6,919
	Fundraising	£2,355	£2,184	£2,433	£2,299	£0	£1,609	£1,608	£3,122	£2,675	£3,560
	Trading	£0	£0	£0	£0	£0	£0	£0	£0	£0	£0
	Gift aid recovered	£621	£643	£408	£676	£563	£102	£188	£466	£1,659	£1,121
	PCC Fees	£2,371	£2,290	£1,916	£992	£785	£997	£1,259	£1,754	£471	£881
5. Expenditure Analysis	Other income	£344	£1,366	£229	£0	£0	£97	£0	£250	£0	£1,800
	Mission giving & donations	£1,885	£765	£965	£1,073	£230	£623	£25	£1,735	£1,002	£871
	Parish share paid	£2,500	£2,500	£2,500	£2,496	£1,000	£1,260	£2,500	£2,500	£1,080	£1,116
	Salaries & expenses	£1,211	£1,217	£1,148	£892	£128	£309	£198	£1,124	£672	£1,562
	Church running expenses & utilities	£3,414	£3,306	£2,976	£2,802	£3,113	£2,850	£3,042	£3,419	£2,905	£2,424
	Other expenditure	£629	£667	£0	£158	£63	£0	£0	£0	£0	£221
6. Legacies, Grants and Capital expenditure	Legacies	£0	£0	£0	£0	£0	£500	£0	£0	£0	£3,000
	Grants	£0	£0	£0	£0	£0	£0	£0	£0	£0	£0
7. Net Current Assets and Investment Balances	Capital expenditure	£0	£0	£1,312	£2,150	£0	£185	£0	£0	£0	£2,175
	Unrestricted					£6,582	£7,300	£12,416	£10,384	£12,775	£21,121
	Restricted					£0	£0	£0	£0	£0	£0

Finance Dashboard for the Parish of Walesby in the Deanery of Newark and Southwell



Weekly average Regular giving per Regular giver (2025): 1

Parish: 6.46

Diocese: 14.45

Number of churches in parish (2025): 1

Parish code: 380138

Notes & definitions

This dashboard contains figures as submitted by churches currently in the Parish; gaps may be the result of missing returns.

Graph 2 shows a detailed breakdown of the **Total giving** figure in graph 4.

Graph 4 shows income other than grants and legacies.

Graph 4: **Total giving** = Regular giving + Collections at services + All other giving, including special appeals

Graph 4: **Other income** = Dividends, interest, income from property + Any other income.

Graph 5 shows expenditure other than capital expenditure.

Graph 5: **Other expenditure** = Fund-raising activities + Mission and evangelism costs + Cost of trading + Other expenses.

Graph 5: **Running expenses & utilities** also includes governance costs.

Graphs 1-6: Unrestricted and Restricted amounts have been combined.

For further definitions please see the guidance notes attached to the Return of Parish Finance:

Variations from year to year may be the result of changes in the number of churches that submitted returns, or changes in parish/benefice structure.

Number of churches included in returns: 2021 1; 2022 1; 2023 1; 2024 1; 2025 1.

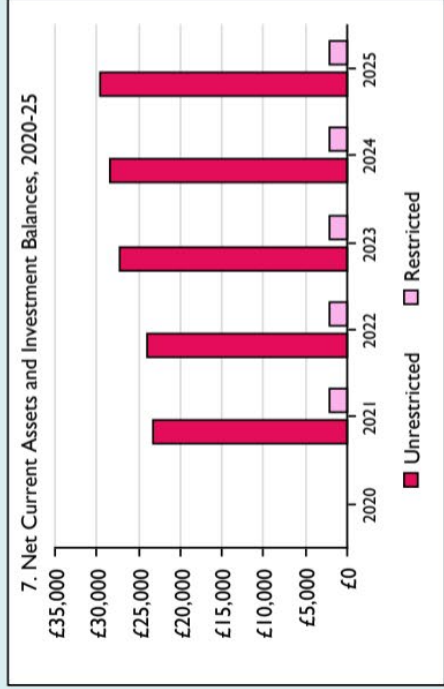
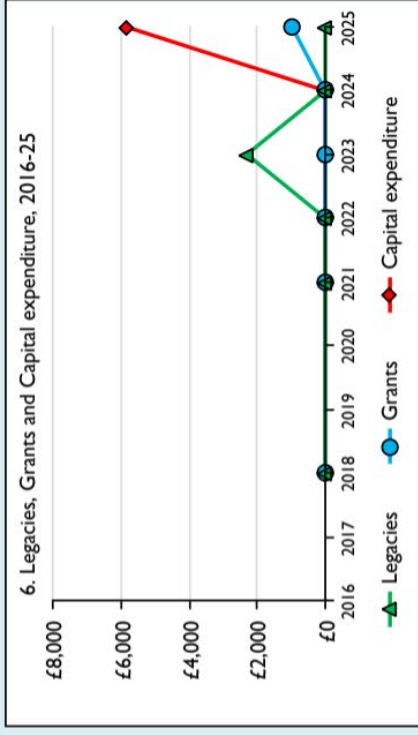
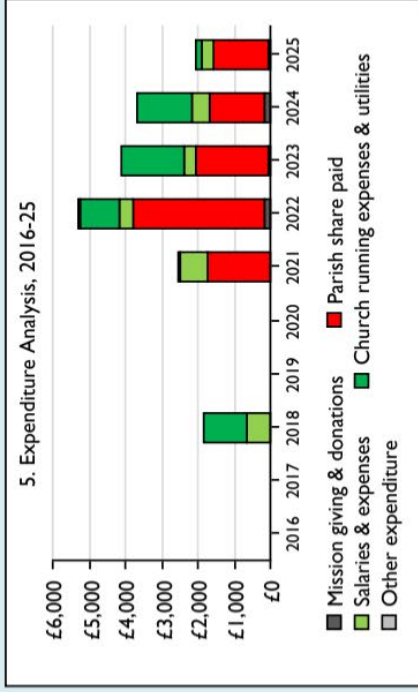
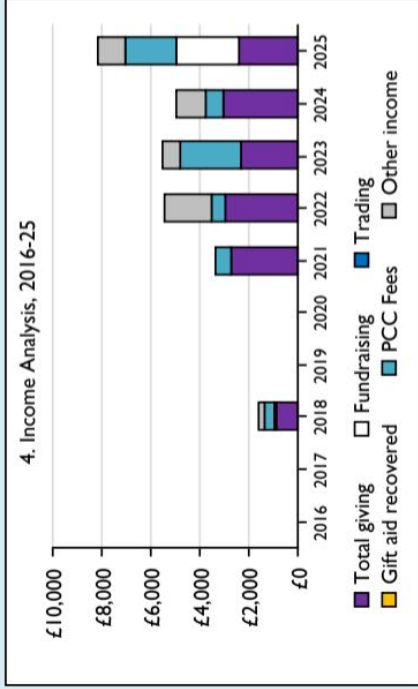
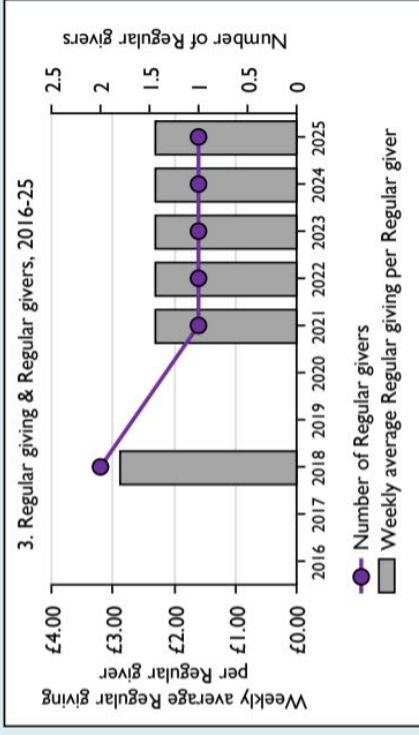
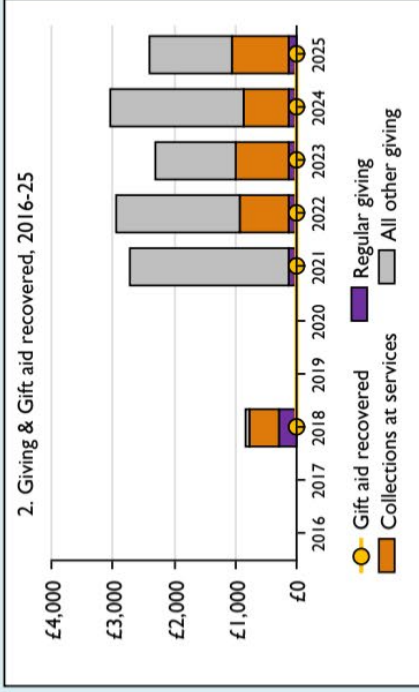
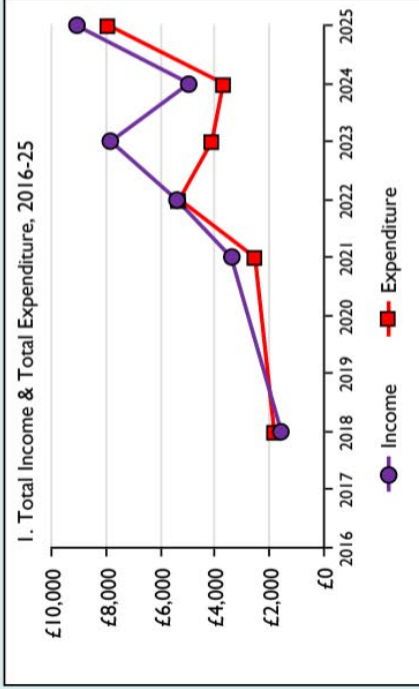
Produced by Data Services, Church House, Great Smith Street, London SW1P 3AZ. Date of production: 16/06/2026.

Every effort has been made to ensure that data are reliable. We would be pleased to be notified of any significant errors or omissions by email to statistics.unit@churchofengland.org

Finance Dashboard for the Parish of Walesby in the Deanery of Newark and Southwell

Report	Field	2016	2017	2018	2019	2020	2021	2022	2023	2024	2025
1. Total Income & Total Expenditure	Income	-	-	-	-	-	£4,220	£6,546	£15,545	£9,640	£11,811
	Expenditure	-	-	-	-	-	£287	£7,888	£11,226	£14,732	£10,873
2. Giving & Gift aid recovered	Regular giving	-	-	-	-	-	£1,560	£1,825	£2,090	£2,090	£2,015
	Collections at services	-	-	-	-	-	£632	£1,235	£941	£806	£1,215
	All other giving	-	-	-	-	-	£0	£0	£219	£521	£45
	Gift aid recovered	-	-	-	-	-	£733	£673	£982	£733	£926
3. Regular giving and Regular givers	Weekly average Regular giving per Regular giver	-	-	-	-	-	£2.14	£3.19	£5.02	£5.02	£6.46
	Number of Regular givers	-	-	-	-	-	14	11	8	8	6
4. Income Analysis	Total giving	-	-	-	-	-	£2,192	£3,060	£3,250	£3,417	£3,275
	Fundraising	-	-	-	-	-	£0	£0	£164	£0	£0
	Trading	-	-	-	-	-	£0	£0	£0	£92	£24
	Gift aid recovered	-	-	-	-	-	£733	£673	£982	£733	£926
	PCC Fees	-	-	-	-	-	£1,295	£2,813	£3,149	£4,770	£2,483
	Other income	-	-	-	-	-	£0	£0	£8,000	£628	£5,103
5. Expenditure Analysis	Mission giving & donations	-	-	-	-	-	£0	£0	£0	£74	£0
	Parish share paid	-	-	-	-	-	£0	£2,000	£1,000	£600	£500
	Salaries & expenses	-	-	-	-	-	£0	£810	£1,680	£2,745	£1,744
	Church running expenses & utilities	-	-	-	-	-	£287	£5,078	£5,877	£6,213	£6,325
	Other expenditure	-	-	-	-	-	£0	£0	£0	£3,000	£0
6. Legacies, Grants and Capital expenditure	Legacies	-	-	-	-	-	£0	£0	£0	£0	£0
	Grants	-	-	-	-	-	£0	£0	£0	£0	£0
	Capital expenditure	-	-	-	-	-	£0	£0	£2,669	£2,100	£2,304
7. Net Current Assets and Investment Balances	Unrestricted					-	£119,691	£110,888	£129,598	£27,193	£23,973
	Restricted					-	£0	£29,748	£22,469	£130,133	£128,614

Finance Dashboard for the Parish of Kneesall in the Deanery of Newark and Southwell



Weekly average Regular giving per Regular giver (2025)
 Parish: 2.31
 Diocese: 14.45

Number of churches in parish (2025): 1
 Parish code: 380120

Notes & definitions

This dashboard contains figures as submitted by churches currently in the Parish; gaps may be the result of missing returns.
 Graph 2 shows a detailed breakdown of the **Total giving** figure in graph 4.
 Graph 4 shows income other than grants and legacies.
 Graph 4: **Total giving** = Regular giving + Collections at services + All other giving, including special appeals
 Graph 4: **Total income** = Dividends, interest, income from property + Any other income.
 Graph 5 shows expenditure other than capital expenditure.
 Graph 5: **Other expenditure** = Fund-raising activities + Mission and evangelism costs + Cost of trading + Other expenses.
 Graph 5: **Running expenses & utilities** also includes governance costs.
 Graphs 1-6: Unrestricted and Restricted amounts have been combined.
 For further definitions please see the guidance notes attached to the Return of Parish Finance:

Variations from year to year may be the result of changes in the number of churches that submitted returns, or changes in parish/benefice structure.

Number of churches included in returns: 2018 1; 2021 1; 2022 1; 2023 1; 2024 1; 2025 1.

Produced by Data Services, Church House, Great Smith Street, London SW1P 3AZ. Date of production: 16/06/2026.

Every effort has been made to ensure that data are reliable. We would be pleased to be notified of any significant errors or omissions by email to statistics.unit@churchofengland.org

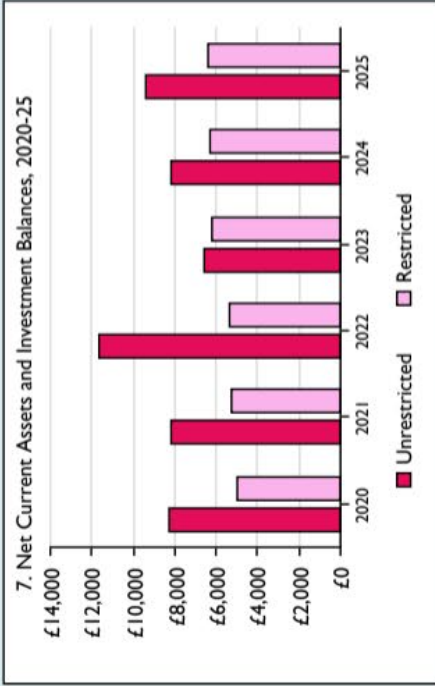
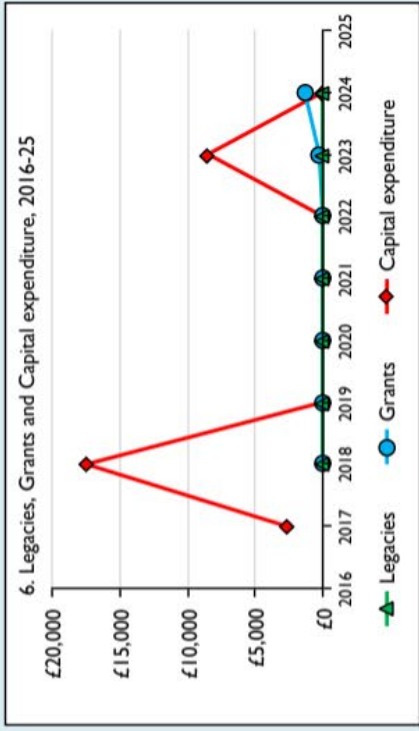
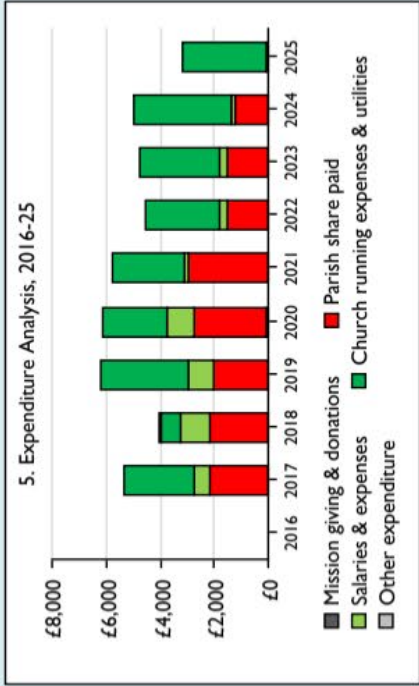
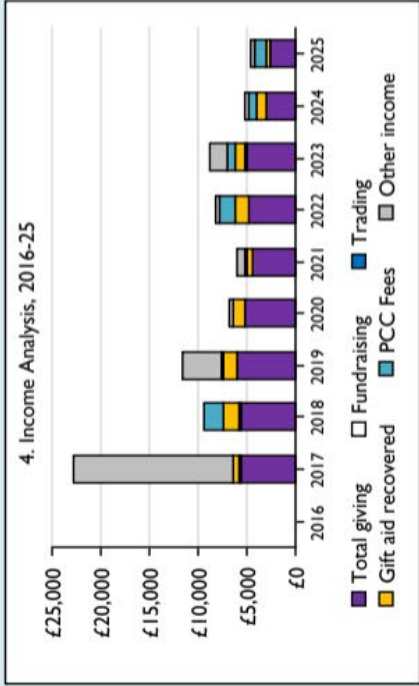
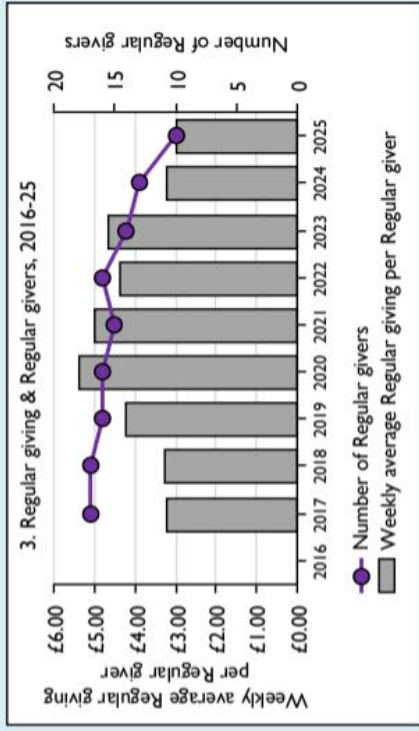
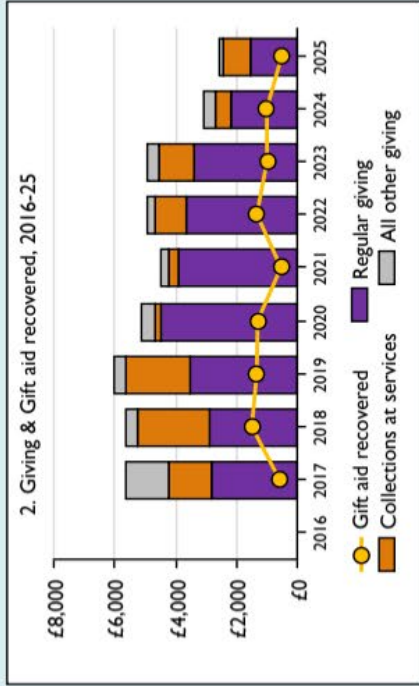
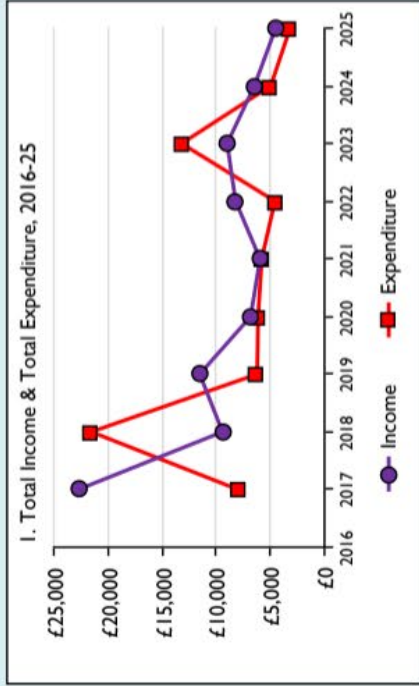


THE CHURCH OF ENGLAND

Finance Dashboard for the Parish of Kneesall in the Deanery of Newark and Southwell

Report	Field	2016	2017	2018	2019	2020	2021	2022	2023	2024	2025
1. Total Income & Total Expenditure	Income	-	-	£1,568	-	-	£3,399	£5,416	£7,820	£4,948	£9,099
	Expenditure	-	-	£1,825	-	-	£2,530	£5,306	£4,112	£3,694	£7,918
2. Giving & Gift aid recovered	Regular giving	-	-	£300	-	-	£120	£120	£120	£120	£120
	Collections at services	-	-	£477	-	-	£0	£796	£876	£742	£941
	All other giving	-	-	£64	-	-	£2,608	£2,030	£1,317	£2,191	£1,348
	Gift aid recovered	-	-	£0	-	-	£0	£0	£0	£0	£0
3. Regular giving and Regular givers	Weekly average Regular giving per Regular giver	-	-	£2.88	-	-	£2.31	£2.31	£2.31	£2.31	£2.31
	Number of Regular givers	-	-	2	-	-	1	1	1	1	1
4. Income Analysis	Total giving	-	-	£841	-	-	£2,728	£2,946	£2,313	£3,053	£2,409
	Fundraising	-	-	£130	-	-	£0	£0	£0	£0	£2,573
	Trading	-	-	£0	-	-	£0	£0	£0	£0	£0
	Gift aid recovered	-	-	£0	-	-	£0	£0	£0	£0	£0
	PCC Fees	-	-	£370	-	-	£660	£540	£2,497	£681	£2,055
	Other income	-	-	£227	-	-	£11	£1,930	£710	£1,214	£1,089
5. Expenditure Analysis	Mission giving & donations	-	-	£0	-	-	£0	£150	£75	£150	£31
	Parish share paid	-	-	£0	-	-	£1,728	£3,660	£2,000	£1,500	£1,560
	Salaries & expenses	-	-	£650	-	-	£774	£327	£287	£537	£283
	Church running expenses & utilities	-	-	£1,175	-	-	£28	£1,080	£1,750	£1,507	£206
	Other expenditure	-	-	£0	-	-	£0	£89	£0	£0	£0
6. Legacies, Grants and Capital expenditure	Legacies	-	-	£0	-	-	£0	£0	£2,300	£0	£0
	Grants	-	-	£0	-	-	£0	£0	£0	£0	£973
	Capital expenditure	-	-	£0	-	-	£0	£0	£0	£0	£5,838
7. Net Current Assets and Investment Balances	Unrestricted	-	-	-	-	-	£23,313	£23,844	£27,143	£28,397	£29,578
	Restricted	-	-	-	-	-	£2,156	£2,156	£2,155	£2,156	£2,155

Finance Dashboard for the Parish of Egmanton in the Deanery of Newark and Southwell



Weekly average Regular giving per Regular giver (2025)
 Parish: 2.99
 Diocese: 26.45

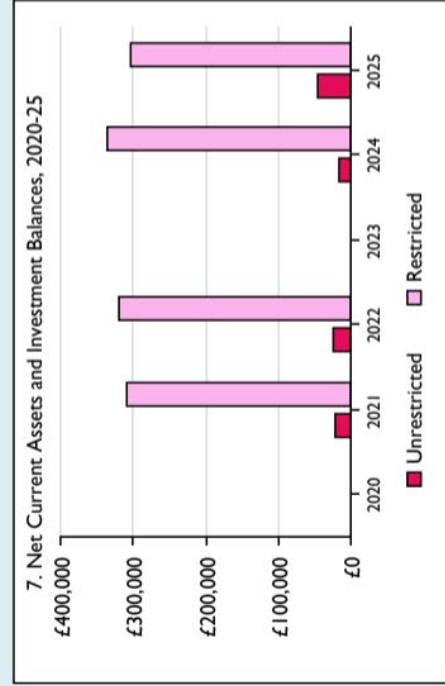
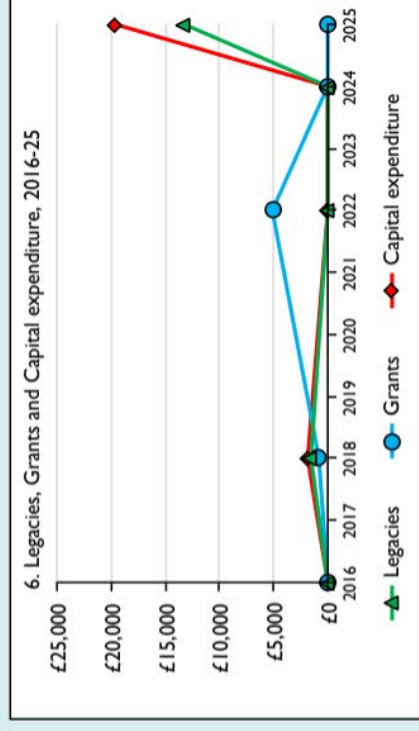
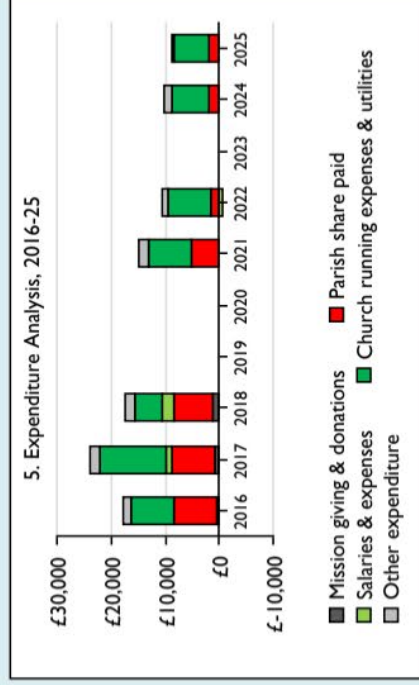
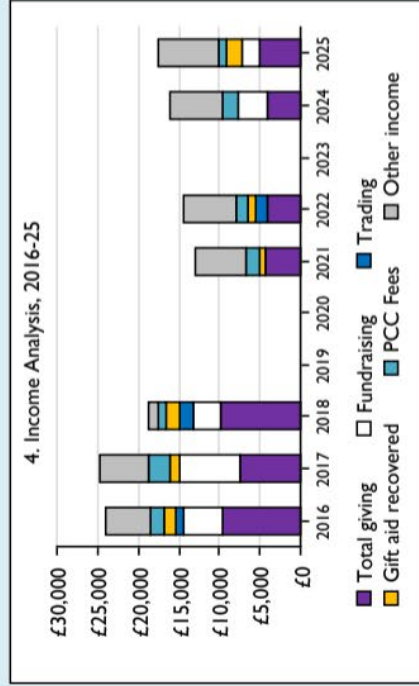
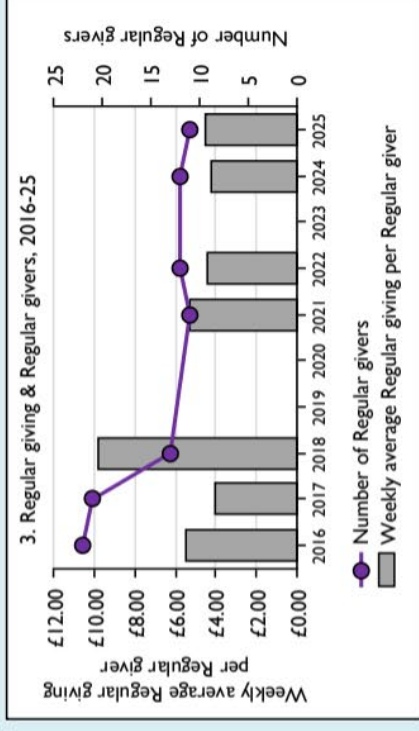
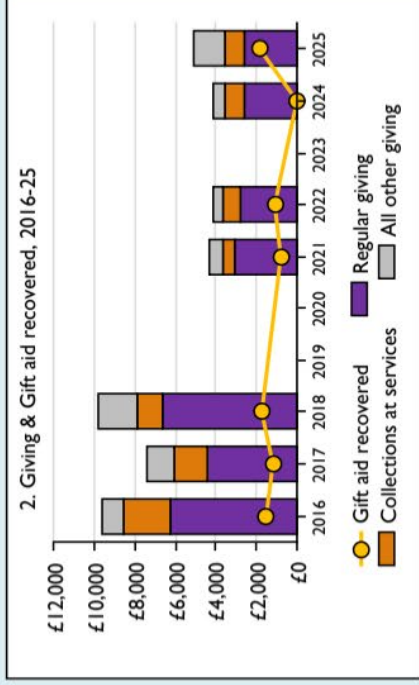
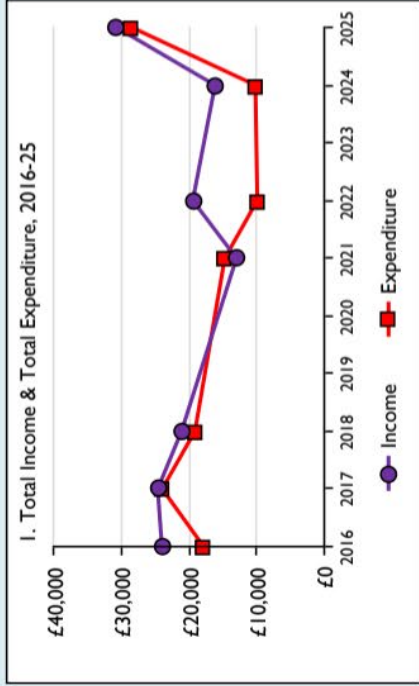
Notes & definitions
 This dashboard contains figures as submitted by churches currently in the Parish; gaps may be the result of missing returns.
 Graph 2 shows a detailed breakdown of the **Total giving** figure in graph 4.
 Graph 4 shows income other than grants and legacies.
 Graph 4: **Total giving** = Regular giving + Collections at services + All other giving, including special appeals
 Graph 4: **Other income** = Dividends, interest, income from property + Any other income.
 Graph 5 shows expenditure other than capital expenditure.
 Graph 5: **Other expenditure** = Fund-raising activities + Mission and evangelism costs + Cost of trading + Other expenses.
 Graph 5: **Running expenses & utilities** also includes governance costs.
 Graphs 1-6: Unrestricted and Restricted amounts have been combined.
 For further definitions please see the guidance notes attached to the Return of Parish Finance:

Number of churches in parish (2025): 1
 Parish code: 380116

Finance Dashboard for the Parish of Egmanton in the Deanery of Newark and Southwell

Report	Field	2016	2017	2018	2019	2020	2021	2022	2023	2024	2025
1. Total Income & Total Expenditure	Income	-	£22,734	£9,419	£11,524	£6,815	£5,953	£8,208	£8,988	£6,474	£4,506
	Expenditure	-	£7,983	£21,542	£6,220	£6,125	£5,798	£4,572	£13,196	£4,964	£3,171
2. Giving & Gift aid recovered	Regular giving	-	£2,831	£2,876	£3,501	£4,456	£3,876	£3,626	£3,386	£2,186	£1,554
	Collections at services	-	£1,383	£2,386	£2,107	£193	£342	£1,018	£1,179	£523	£883
	All other giving	-	£1,420	£353	£436	£455	£231	£256	£395	£336	£113
	Gift aid recovered	-	£577	£1,492	£1,329	£1,300	£533	£1,326	£992	£996	£501
3. Regular giving and Regular givers	Weekly average Regular giving per Regular giver	-	£3.20	£3.25	£4.21	£5.36	£4.97	£4.36	£4.65	£3.23	£2.99
	Number of Regular givers	-	17	17	16	16	15	16	14	13	10
4. Income Analysis	Total giving	-	£5,634	£5,615	£6,044	£5,104	£4,449	£4,900	£4,960	£3,045	£2,550
	Fundraising	-	-	£185	£0	£0	£40	£0	£0	£0	-
	Trading	-	£97	£23	£3	£0	£0	£0	£200	£0	-
	Gift aid recovered	-	£577	£1,492	£1,329	£1,300	£533	£1,326	£992	£996	£501
	PCC Fees	-	£180	£2,103	£239	£0	£130	£1,581	£783	£713	£1,055
5. Expenditure Analysis	Other income	-	£16,246	£1	£3,909	£411	£801	£401	£1,803	£400	£400
	Mission giving & donations	-	-	£0	£0	£50	£0	£0	£0	£0	-
	Parish share paid	-	£2,130	£2,130	£1,992	£2,724	£2,976	£1,500	£1,500	£1,250	£0
	Salaries & expenses	-	£638	£1,142	£992	£942	£147	£334	£322	£100	£100
	Church running expenses & utilities	-	£2,563	£708	£3,236	£2,409	£2,675	£2,738	£2,904	£3,614	£3,071
	Other expenditure	-	-	£91	£0	£0	£0	£0	£0	£0	-
6. Legacies, Grants and Capital expenditure	Legacies	-	-	£0	£0	£0	£0	£0	£0	£0	-
	Grants	-	-	£0	£0	£0	£0	£0	£250	£1,320	-
	Capital expenditure	-	£2,652	£17,471	£0	£0	£0	£0	£8,470	£0	-
7. Net Current Assets and Investment Balances	Unrestricted					£8,256	£8,148	£11,675	£6,622	£8,133	£9,367
	Restricted					£5,019	£5,284	£5,393	£6,240	£6,284	£6,384

Finance Dashboard for the Parish of Laxton in the Deanery of Newark and Southwell



Weekly average Regular giving per Regular giver (2025)
 Parish: 4.47
 Diocese: 25.32

Number of churches in parish (2025): 2
 Parish code: 380122

Notes & definitions

This dashboard contains figures as submitted by churches currently in the Parish; gaps may be the result of missing returns.
 Graph 2 shows a detailed breakdown of the **Total giving** figure in graph 4.
 Graph 4 shows income other than grants and legacies.
 Graph 4: **Total giving** = Regular giving + Collections at services + All other giving, including special appeals
 Graph 4: **Other income** = Dividends, interest, income from property + Any other income.
 Graph 5 shows expenditure other than capital expenditure.
 Graph 5: **Other expenditure** = Fund-raising activities + Mission and evangelism costs + Cost of trading + Other expenses.
 Graph 5: **Running expenses & utilities** also includes governance costs.
 Graphs 1-6: Unrestricted and Restricted amounts have been combined.
 For further definitions please see the guidance notes attached to the Return of Parish Finance:

Variations from year to year may be the result of changes in the number of churches that submitted returns, or changes in parish/benefice structure.
 Number of churches included in returns: 2016 2; 2017 2; 2018 2; 2019 2; 2020 2; 2021 2; 2022 2; 2023 2; 2024 2; 2025 2.

Produced by Data Services, Church House, Great Smith Street, London SW1P 3AZ. Date of production: 29/06/2026.

Every effort has been made to ensure that data are reliable. We would be pleased to be notified of any significant errors or omissions by email to statistics.unit@churchofengland.org



Finance Dashboard for the Parish of Laxton in the Deanery of Newark and Southwell

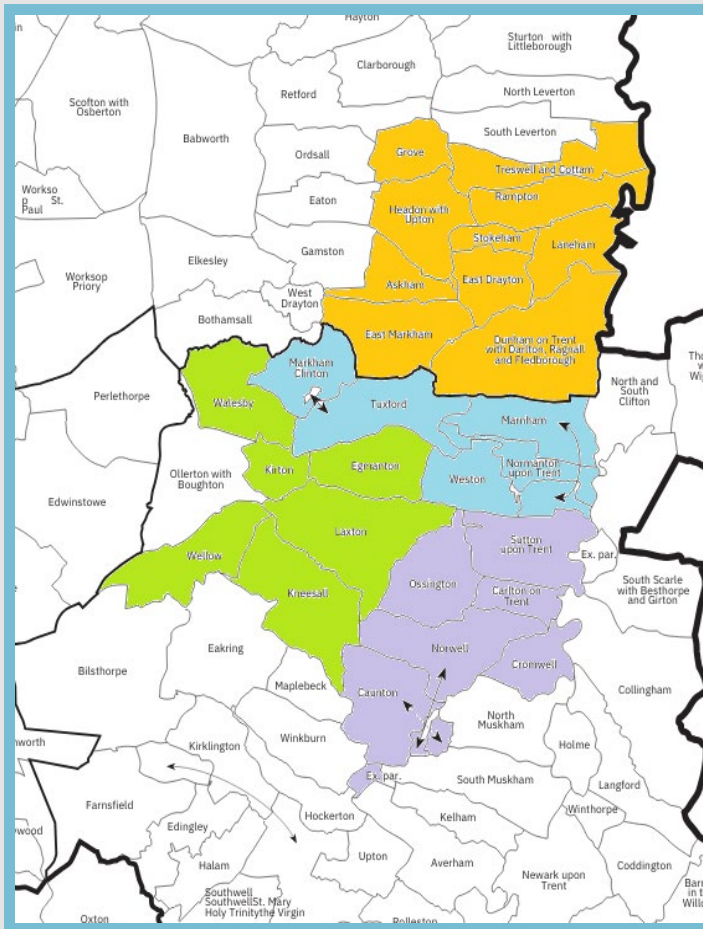
Report	Field	2016	2017	2018	2019	2020	2021	2022	2023	2024	2025
1. Total Income & Total Expenditure	Income	£23,981	£24,601	£21,075	-	-	£12,970	£19,423	-	£16,129	£30,681
	Expenditure	£17,818	£23,942	£19,098	-	-	£14,696	£9,888	-	£10,170	£28,419
	Regular giving	£6,269	£4,374	£6,620	-	-	£3,034	£2,749	-	£2,634	£2,555
2. Giving & Gift aid recovered	Collections at services	£2,301	£1,716	£1,235	-	-	£621	£932	-	£899	£1,024
	All other giving	£1,006	£1,348	£1,956	-	-	£701	£460	-	£635	£1,536
	Gift aid recovered	£1,517	£1,186	£1,733	-	-	£798	£1,094	-	£0	£1,845
3. Regular giving and Regular givers	Weekly average Regular giving per Regular giver	£5.48	£4.01	£9.79	-	-	£5.30	£4.41	-	£4.22	£4.47
	Number of Regular givers	22	21	13	-	-	11	12	-	12	11
4. Income Analysis	Total giving	£9,576	£7,438	£9,810	-	-	£4,356	£4,141	-	£4,168	£5,115
	Fundraising	£4,705	£7,481	£3,277	-	-	-	£0	-	£3,396	£2,109
	Trading	£1,101	-	£1,677	-	-	-	£1,345	-	£0	£0
	Gift aid recovered	£1,517	£1,186	£1,733	-	-	£798	£1,094	-	£0	£1,845
	PCC Fees	£1,666	£2,699	£999	-	-	£1,597	£1,419	-	£2,008	£1,085
5. Expenditure Analysis	Other income	£5,416	£5,797	£1,215	-	-	£6,219	£6,309	-	£6,557	£7,283
	Mission giving & donations	£306	£847	£1,007	-	-	£17	£0	-	£20	£0
	Parish share paid	£7,896	£7,896	£7,410	-	-	£5,266	£1,598	-	£2,000	£2,000
	Salaries & expenses	£222	£1,167	£2,167	-	-	-	£-770	-	£0	£0
	Church running expenses & utilities	£7,739	£12,132	£4,888	-	-	£7,959	£7,919	-	£6,852	£6,532
6. Legacies, Grants and Capital expenditure	Other expenditure	£1,655	£1,900	£1,774	-	-	£1,454	£1,141	-	£1,298	£282
	Legacies	£0	-	£1,544	-	-	-	£0	-	£0	£13,244
	Grants	£0	-	£818	-	-	-	£5,115	-	£0	£0
7. Net Current Assets and Investment Balances	Capital expenditure	£0	-	£1,851	-	-	-	£0	-	£0	£19,605
	Unrestricted						£22,766	£22,828	-	£14,825	£45,506
	Restricted						£309,878	£320,296	-	£334,417	£304,350

LOCATION

Situated in the middle of the diocese, between the market towns of Retford, Southwell and Newark cluster 2 is comprised of 4 benefices:

- 1. **Rivers Benefice** (East Markham, Askham, Treswell and Cottam, Dunham with Darlton, Ragnall and Fledborough, Headen with Upton, Grove, East Drayton and Stokeham)
- 2. **Beck & Trent Benefice** (Norwell, Cromwell, Caunton, Ossington, Sutton on Trent, Carlton on Trent)
- 3. **Tuxford Benefice** (Tuxford, Weston, Normanton-upon-Trent, Marnham, West Markham)
- 4. **6 parishes of the Northwestern group** (Kneesall, Laxton, Egmanton Kirton, Walesby, Wellow)

In addition, the cluster includes **The Potting Shed Church** (a Bishops Mission Order).



PEOPLE

The Lead Mission Enabler is **Revd Alison Jones** (pictured right) who is currently the Pioneer Minister of The Potting Shed Church.

In Cluster 2, we have appointed one Mission Associate: **Revd David Lewis in Beck & Trent**. We have also appointed an Operations Manager, Children & Families and Youth Workers (part-time), and a Worship Co-ordinator. We have opportunities for 2 mission associates (Priest-in-Charge roles) for The Rivers and Northwestern Group.



There are **29 churches** in this cluster serving a population of **18,562**.

There are **5 C of E primary schools** and **1 secondary academy** at Tuxford.

The villages are home to families who have lived there for generations, as well as those who have moved to enjoy this rural context more recently.

The benefices enjoy **good links to the A1 and the East Coast mainline railway** and because of new housing developments, attract those commuting to neighbouring towns and cities (Lincoln, Doncaster, Sheffield) as well as those further afield (York, Leeds and London).

OPPORTUNITIES

We have some good links with the schools, these need to be developed with more effective pathways to faith. Some of our churches have a few children attending on a Sunday, but there are few young adults. We have good relationships that can be built on to enable greater connections.

We consider that in this cluster, initial opportunities can be found with the schools at Tuxford, Dunham, Norwell and Kneesall.

CENTRES OF STRENGTH

These will be places where a new worshipping community is planted, focusing on reaching younger and to new people - those who are not currently part of a worshipping community (the de-churched or un-churched), with the gospel of good news that faith in Jesus Christ brings.

These centres will share the following characteristics:

- Create a space where people can encounter God
- Focus on those who may be unfamiliar with the church (outreach)
- Desire to build a place of inspirational worship (likely to be contemporary worship style)
- A clear plan around discipleship pathways, beginning with a generous welcome, outreach events, explorer courses and pathways that enable a clear route from initial contact to full participation.
- A culture that understands what it is to be a disciple of Christ in the rural context in the 21st Century.

A place that can act as a hub for teaching, training and social gatherings for the whole benefice.



TO FIND OUT MORE

Thank you for considering this profile. We hope it has given you a flavour of our beautiful part of the diocese and the opportunities that exist within it, and we would love to invite you to consider if God is calling you to join us here.


If you would like more information, please contact:

Ven. Tors Ramsey Archdeacon of Newark

archd-newark@southwell.anglican.org or 01636 817226.

MISSION ASSOCIATE ROLE

To hear more about the Rural Cluster Mission Associate role from those already in post, scan or click on the QR code below to watch a video.





**GROWING
DISCIPLES**

COMPASSION CONFIDENCE COURAGE