



The Riverside Benefice and the parishes of Bilsthorpe & Eakring

Mission Associate

Cluster Three



PARISH PROFILE

CONTENTS

Background & Introduction	3
Priorities & Personal Specification	5
Riverside Parish Profile	6
Bilsthorpe & Eakring Parish Profile	16
Cluster Three Information	23
Find out more	26



Led by the desire to share the living hope that is found in following Jesus Christ (1 Peter 1:3) we are on a mission to grow new disciples with compassion confidence and courage. We believe that this vision is as relevant in the rural villages of our diocese as it is in our other contexts. We are also aware that there are some particular challenges in our rural parishes and we have spent time developing a plan that we hope will enable the church to grow and flourish into the future. While we understand the challenges in rural ministry, we are excited and motivated by the many opportunities that we see. However, the church needs to reach out to people outside of its usual congregations, grow younger and be future focused. As a diocese we are committed to supporting and developing ministry in our rural communities. We have spent time reviewing our learning and have identified several things that work well, including a focus on schools, strategic planning of resources, and the development of contemporary styles of worship, alongside the more traditional forms and styles.

We are drawing on examples of good practice in the rural where we have seen growth – Connect Church in school (Farnsfield, Aslockton); The Potting Shed Church (work with schools, children, families and youth); River Idle benefice (multi-parish benefice, with a focus on children's and families work)

We've established a new cluster model that has brought several benefices together around a shared vision for growth. Each cluster is led by a Lead Mission Enabler, working alongside Mission Associates who give focused leadership to individual benefices. This model offers the best of both worlds: the rootedness of local ministry and the encouragement, accountability and creativity of a wider mission team.

In Cluster 3, we have appointed one Mission Associate and have one remaining vacancy across two benefices - The Riverside and Eakring & Bilsthorpe parishes. We would be open to this post being split part-time for two priests. We have also appointed an Operations Lead, Mission & Evangelism Lead, Children & Families Lead, and Worship Co-ordinator for the cluster.

The Diocese of Southwell and Nottingham incorporates the City of Nottingham, the whole County of Nottinghamshire and five parishes in South Yorkshire.



In 2024 we launched our refreshed vision of Living Hope for the city, towns and villages in Nottinghamshire and beyond. We believe the presence of thriving, growing churches across the diocese is vital for people to discover Living Hope and make the best decision

anyone could ever make for their lives – to become a disciple of Jesus Christ. To enable this vision, we are committed to our mission of Growing disciples of Christ with compassion, confidence and courage. To support both parishes and the diocese in this we have identified 7 areas of focus: inspiring worship, reaching younger, enhancing diversity, growing leaders, enabling commitment, encouraging generosity and nurturing prayer. This vision is set out in more detail on our website.

It is my hope that each worshipping community in the diocese will develop a compelling picture of its own future in God’s purposes with an expectation of growing numerically and in the scope of its mission. It is my prayer that the new rural Mission Associates will have the creative leadership and imagination to develop discipleship, plan for growth and reach out to the unchurched of all ages in its locality.

As you consider this role, may I encourage you to take time to look over and reflect on our diocesan vision as part of your discernment as to whether God is calling you to be part of this diocese at this exciting time.

Rt Revd Paul Williams, Bishop of Southwell & Nottingham

We find ourselves at a crucial moment for the church in relation to a changing culture. The good news of Jesus Christ is as important and life-giving as it has ever been. There are many opportunities to serve our rural communities with the gospel of hope, in the power of the Holy Spirit.

The rural plan enables the clergy and lay teams to work towards growth and fruitfulness in their benefice, while enjoying the shared vision, strategic support and fellowship of the wider cluster.

Each benefice is encouraged to create its own ‘Growing Disciples Plan’ which in turn will relate to the wider strategic plan for the rural cluster and play a part in the commitment to growing disciples of Jesus Christ with compassion, confidence and courage. I look forward to welcoming new mission associates to lead and implement the vision for these wonderful parishes.



The Venerable Tors Ramsey, Archdeacon of Newark

PRIORITIES FOR THE MISSION ASSOCIATE ROLE

- To identify and develop a centre of strength — likely to be based in one of the existing churches — where a new worshipping community can welcome younger people, build strong links with a local school, become a hub for contemporary worship, and support faith pathways and training across the benefice. To identify a school within each benefice that can host a Connect style after school church as a way of reaching out to children and their families.
- To work with a local school to establish a Connect-style after-school church, creating a welcoming and accessible pathway for children and families to explore faith and belong.
- To lead the discernment and development of new mission opportunities across the parish, supported by the wider cluster team.
- To collaborate with the Lead Mission Enabler in shaping a mission and ministry plan that enables sustainable flourishing across the benefice, helping each village church understand and embrace its part in the wider vision.
- To work with the Lead Mission Enabler and PCC to develop a realistic and hopeful buildings plan, discerning how each church building can best serve its village context while addressing maintenance, repair and long-term sustainability.
- To establish a sustainable pattern of ministry across the benefice that honours the varied traditions of village life while creating space for renewal, growth and new expressions of worship. The Mission Associate will be supported by those with PTO, SSMs, LLMs and LMLs.
- Together with the PCC, lead the parish in appreciating the generosity of God in his provision and ensure the church is on its ten year trajectory towards parish share through inspirational teaching and as part of whole-life discipleship.

PERSON SPECIFICATION

- A clear track record of growing new worshipping communities, particularly with a focus on younger generations.
- Competency in leading contemporary forms of services.
- Someone with a heart for developing centres of missional worship and prayer.
- Knowledge and insight into working in the rural context.
- Creative thinker with the capacity to explore new ways of working.
- Someone with the ability to oversee volunteers and others delivering ministry while casting and holding a vision for a number of parishes.
- Ability to work with a lead mission enabler, being a wistful colleague in developing mission and ministry across the cluster.

OUR BENEFICE

The Riverside group is made up of the benefice of Averham with Kelham in plurality with the benefice of North and South Muskham with Bathley and Little Carlton. Included in the parish of Averham are the hamlets of Staythorpe and Averham Park. The villages are situated close to Newark on Trent and Southwell. They are in commutable distance from Lincoln, Nottingham and Mansfield.



OUR CHURCHES

There are four churches, one at Kelham, Averham, South Muskham and North Muskham. There is a Vicarage at North Muskham. The Vicarage is a modern three bedroomed house, adjacent to the parish church at North Muskham.

OUR LOCALITY

There is a Primary School at North Muskham. There is also a Preschool, and an After-school club operating out of the Rural community centre in North Muskham. The Rural community centre is used for regular clubs and activities including, yoga, Zumba, short mat bowls, art club and Luncheon club. There is a social in the bar every Tuesday. There is a yearly Pantomime production put on by the village players. North Muskham church has a toilet and coffee bar. The pews were removed which allows for flexibility in the use of the space. Tables can be set out for Messy church, social events, coffee mornings etc.

In the village of Kelham there is Kelham Hall and Kelham House both of which are used for weddings and other functions. In Averham there is the Robin Hood Theatre which regularly delivers quality amateur productions and can be hired for meetings and events. Averham and Kelham can hire the Robin Hood theatre for events. The theatre is very close to Averham church. Averham are currently fundraising for installation of a toilet. South Muskham church has a toilet and kitchenette. In South Muskham there is a village hall which has been used for fundraising activities and Café church. The Horticultural society meet there and have three shows each year.

The villages comprise of a range of housing. Mixed housing includes families with young children, teenagers, working couples and retired people.

WORKING TOGETHER

Within the Riverside group of churches each of the P.C.C.s work closely together offering support and is mutually beneficial via a group of Churchwardens and Officers.

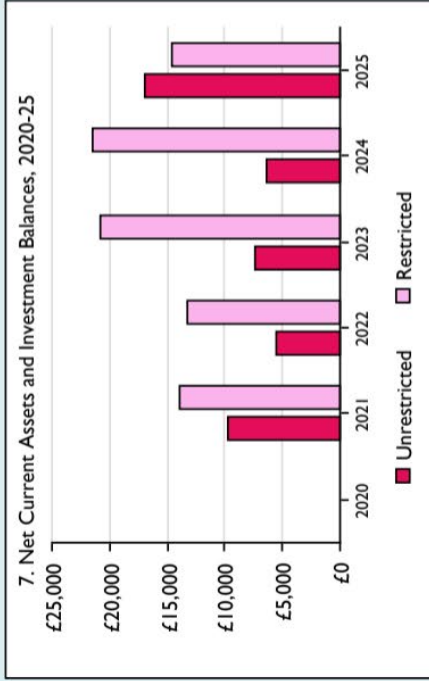
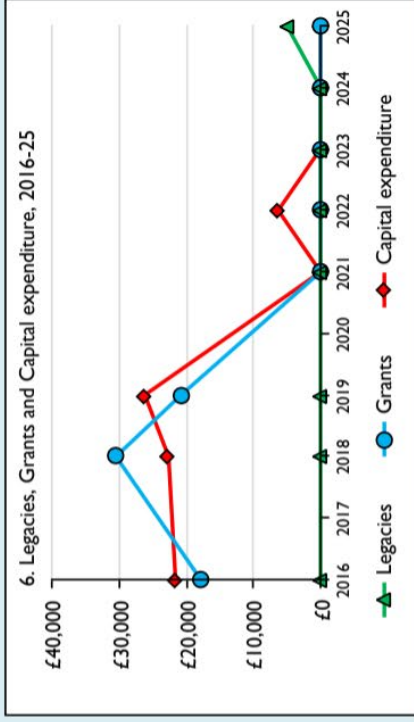
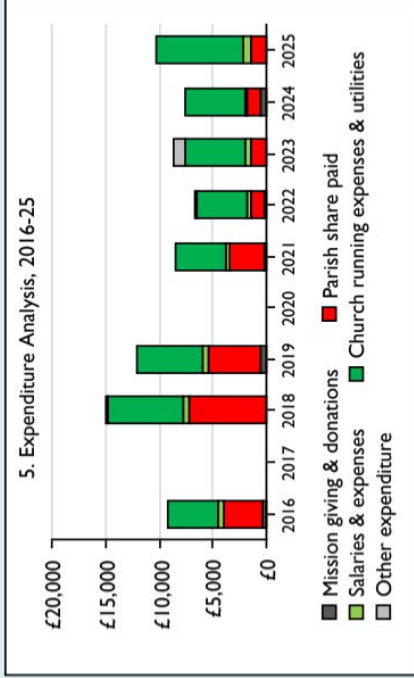
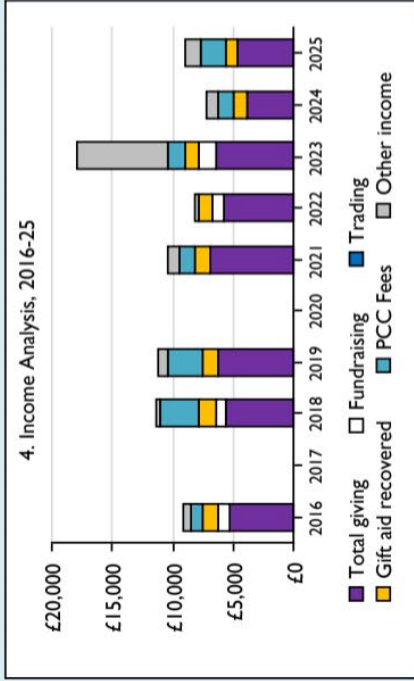
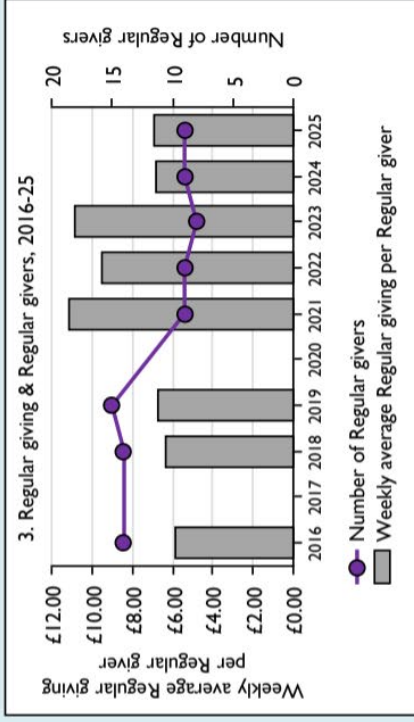
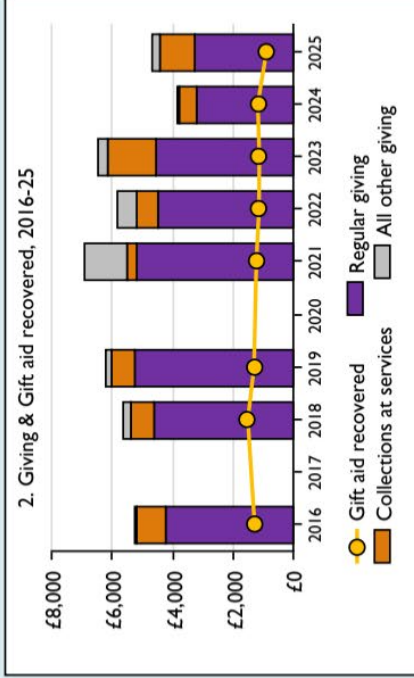
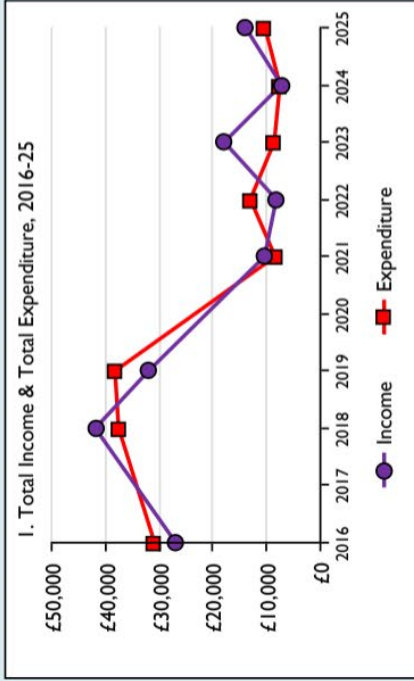
OUR MINISTRY

Each church offers socially based informal outreach, including coffee and tea mornings/afternoons. The two village magazines are church based. They are delivered free to every house across the seven villages, reaching over one thousand homes. People from the villages gravitate to the churches at Festival times. The product of us working together can be seen on the Riverside website and is linked to the 'Church near you'. Each week a newsletter is emailed out to subscribers. There are always several events planned to bring the community together, to raise funds for the church and for charities. These include MacMillan coffee mornings, food bank collections and raising money for Emmaus Trust supporting the young homeless in Newark. A collection is made each Christmas for T4U 'Give Love in a box'. All collections from the Harvest Festivals were given to Newark Food Bank and Women's aid.

The two Messy Churches, which take place monthly, are thriving with an average of twelve children attending Averham and ten at North Muskham. The parents of these children also join in with informal outreach. Children from Preschool in North Muskham come to church once or twice each term for stories and activities. The children from Muskham School come to church to celebrate events such as Harvest Festival. There is a desire for us to develop our connection to children within school and provide services which are more appealing to older children and young adults.

We have embraced safeguarding and we are using the safeguarding hub.

Finance Dashboard for the Parish of Kelham in the Deanery of Newark and Southwell



Weekly average Regular giving per Regular giver (2025): 1
 Parish: 6.96
 Diocese: 17.25

Notes & definitions

This dashboard contains figures as submitted by churches currently in the Parish; gaps may be the result of missing returns. Graph 2 shows a detailed breakdown of the **Total giving** figure in graph 1. Graph 4 shows income other than grants and legacies. Graph 4: **Total giving** = Regular giving + Collections at services + All other giving, including special appeals. Graph 5 shows expenditure other than capital expenditure. Graph 5: **Other expenditure** = Fund-raising activities + Mission and evangelism costs + Cost of trading + Other expenses. Graph 5: **Running expenses & utilities** also includes governance costs. Graphs 1-6: Unrestricted and Restricted amounts have been combined. For further definitions please see the guidance notes attached to the Return of Parish Finance:

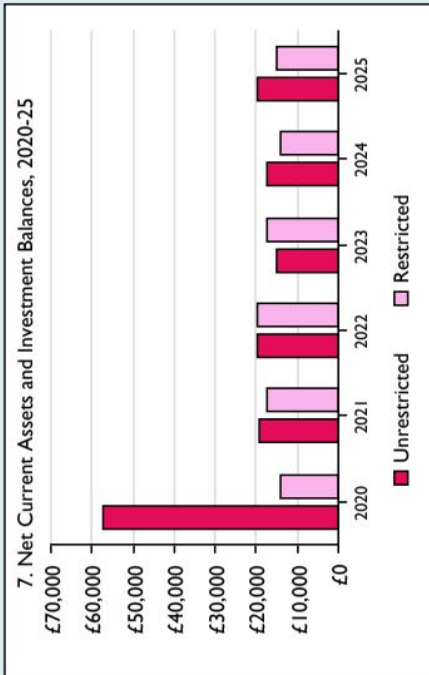
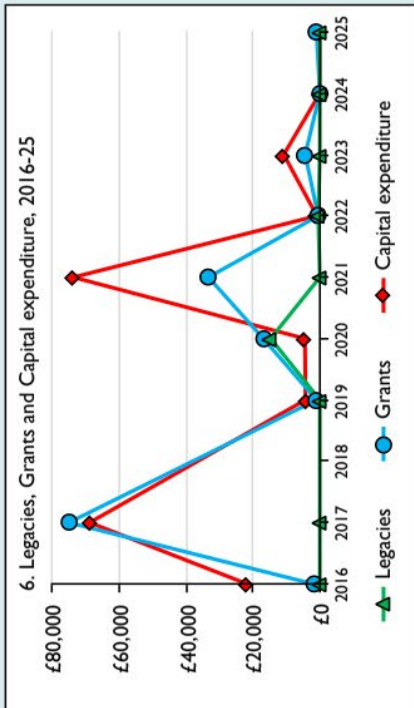
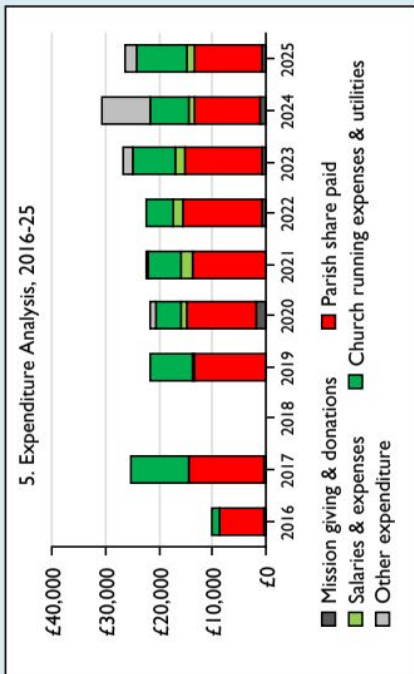
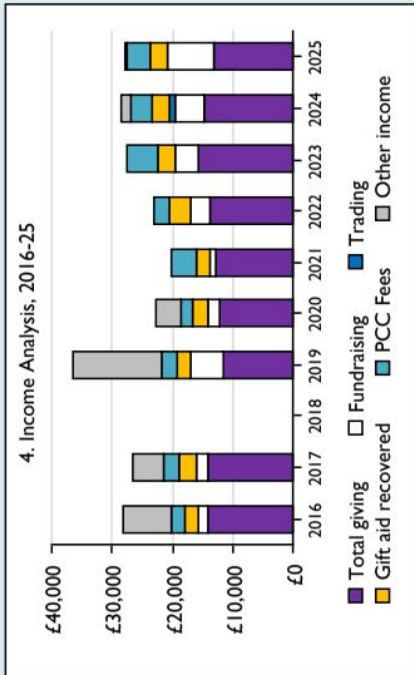
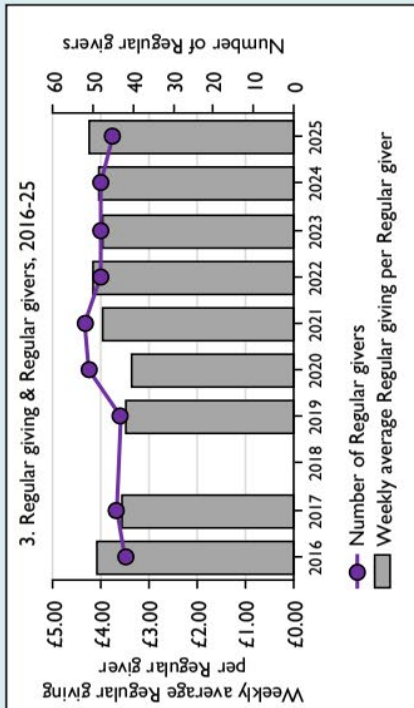
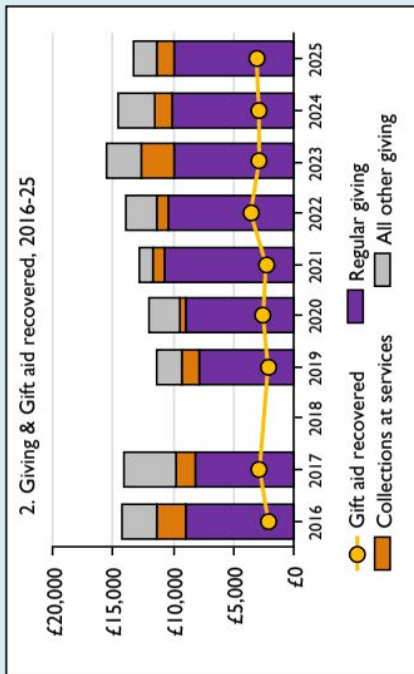
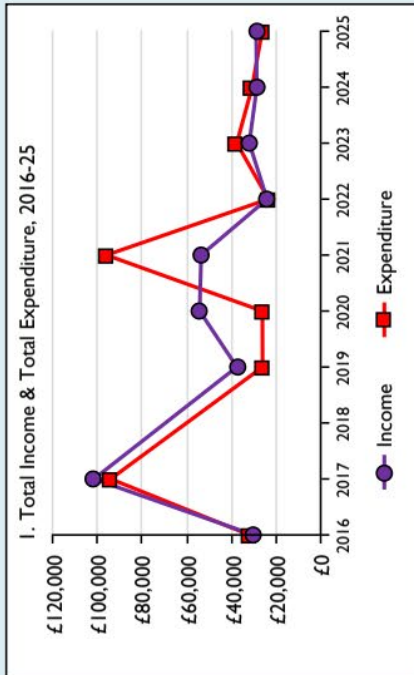
Variations from year to year may be the result of changes in the number of churches that submitted returns, or changes in parish/benefice structure. Number of churches included in returns: 2016 1;2018 1;2019 1;2021 1;2022 1;2023 1;2024 1;2025 1. Produced by Data Services, Church House, Great Smith Street, London SW1P 3AZ. Date of production: 18/06/2026. Every effort has been made to ensure that data are reliable. We would be pleased to be notified of any significant errors or omissions by email to statistics.unit@churchofengland.org



Finance Dashboard for the Parish of Kelham in the Deanery of Newark and Southwell

Report	Field	2016	2017	2018	2019	2020	2021	2022	2023	2024	2025
1. Total Income & Total Expenditure	Income	£26,908	-	£41,884	£31,981	-	£10,382	£8,201	£17,890	£7,250	£13,921
	Expenditure	£30,842	-	£37,538	£38,213	-	£8,419	£13,024	£8,579	£7,529	£10,294
2. Giving & Gift aid recovered	Regular giving	£4,232	-	£4,622	£5,252	-	£5,199	£4,452	£4,526	£3,172	£3,257
	Collections at services	£976	-	£753	£748	-	£302	£727	£1,598	£623	£1,138
	All other giving	£29	-	£231	£198	-	£1,426	£642	£309	£32	£250
	Gift aid recovered	£1,281	-	£1,505	£1,300	-	£1,223	£1,135	£1,124	£1,175	£883
3. Regular giving and Regular givers	Weekly average Regular giving per Regular giver	£5.81	-	£6.35	£6.73	-	£11.11	£9.51	£10.88	£6.78	£6.96
	Number of Regular givers	14	-	14	15	-	9	9	8	9	9
4. Income Analysis	Total giving	£5,237	-	£5,606	£6,198	-	£6,927	£5,821	£6,433	£3,827	£4,645
	Fundraising	£1,043	-	£751	£0	-	£0	£951	£1,359	£0	£0
	Trading	£0	-	£0	£0	-	£0	£0	£0	£0	£0
	Gift aid recovered	£1,281	-	£1,505	£1,300	-	£1,223	£1,135	£1,124	£1,175	£883
	PCC Fees	£968	-	£3,252	£2,952	-	£1,279	£0	£1,493	£1,169	£2,154
	Other income	£541	-	£314	£785	-	£953	£294	£7,481	£1,079	£1,239
5. Expenditure Analysis	Mission giving & donations	£325	-	£0	£545	-	£258	£215	£0	£608	£40
	Parish share paid	£3,696	-	£7,200	£4,800	-	£3,230	£1,200	£1,476	£1,200	£1,341
	Salaries & expenses	£539	-	£511	£684	-	£225	£427	£421	£150	£800
	Church running expenses & utilities	£4,665	-	£6,980	£6,025	-	£4,706	£4,730	£5,628	£5,571	£8,113
	Other expenditure	£30	-	£225	£0	-	£0	£148	£1,054	£0	£0
6. Legacies, Grants and Capital expenditure	Legacies	£0	-	£0	£0	-	£0	£0	£0	£0	£5,000
	Grants	£17,838	-	£30,456	£20,746	-	£0	£0	£0	£0	£0
	Capital expenditure	£21,587	-	£22,622	£26,159	-	£0	£6,304	£0	£0	£0
7. Net Current Assets and Investment Balances	Unrestricted					-	£9,768	£5,532	£7,381	£6,428	£16,886
	Restricted					-	£13,893	£13,305	£20,767	£21,441	£14,610

Finance Dashboard for the Parish of North Muskham in the Deanery of Newark and Southwell



Weekly average Regular giving per Regular giver (2025): 1
 Parish: 4.25
 Diocese: 14.59

Number of churches in parish (2025): 1
 Parish code: 380127

Notes & definitions

This dashboard contains figures as submitted by churches currently in the Parish; gaps may be the result of missing returns.
 Graph 2 shows a detailed breakdown of the **Total giving** figure in graph 4.
 Graph 4 shows income other than grants and legacies.
 Graph 4: **Total giving** = Regular giving + Collections at services + All other giving, including special appeals
 Graph 4: **Other income** = Dividends, interest, income from property + Any other income.
 Graph 5 shows expenditure other than capital expenditure.
 Graph 5: **Other expenditure** = Fund-raising activities + Mission and evangelism costs + Cost of trading + Other expenses.
 Graph 5: **Running expenses & utilities** also includes governance costs.
 Graphs 1-6: Unrestricted and Restricted amounts have been combined.
 For further definitions please see the guidance notes attached to the Return of Parish Finance:

Variations from year to year may be the result of changes in the number of churches that submitted returns, or changes in parish/benefice structure.

Number of churches included in returns: 2016 1; 2017 1; 2019 1; 2020 1; 2021 1; 2022 1; 2023 1; 2024 1; 2025 1.

Produced by Data Services, Church House, Great Smith Street, London SW1P 3AZ. Date of production: 16/06/2026.

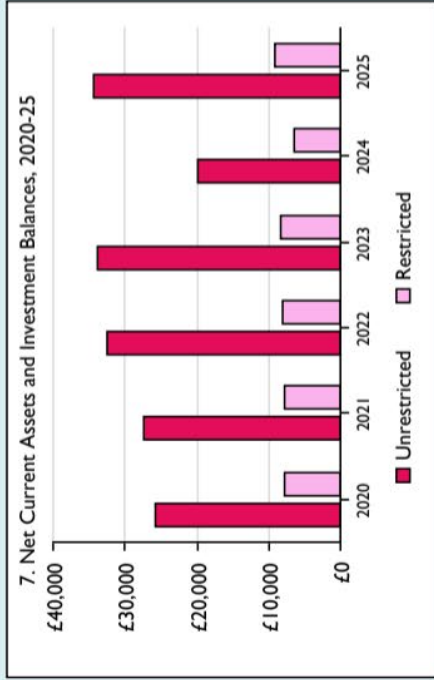
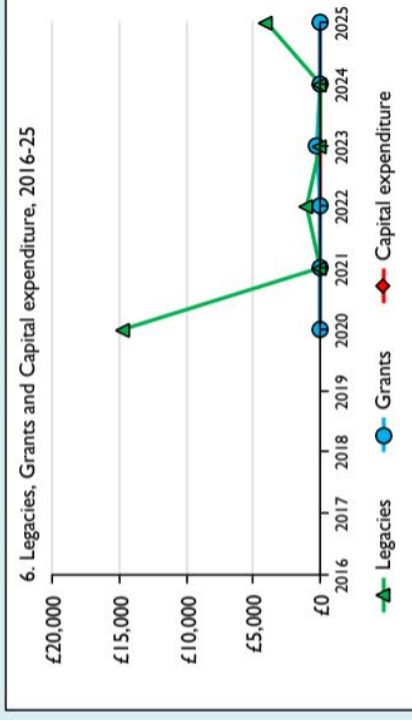
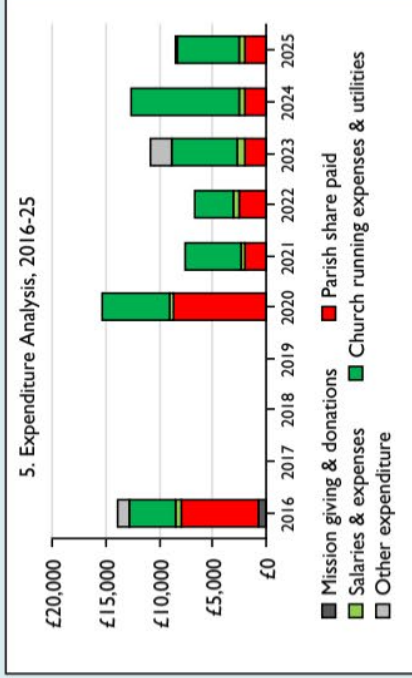
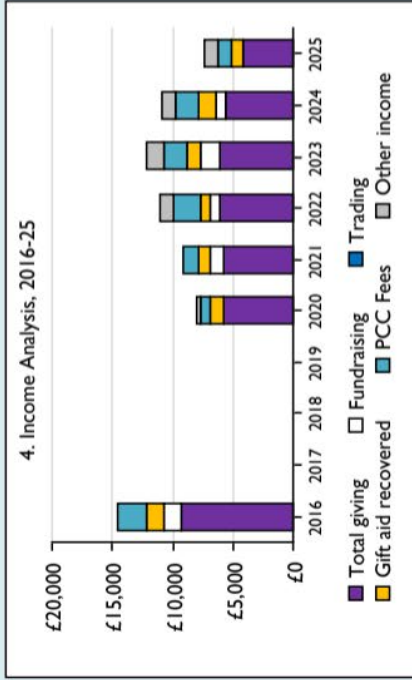
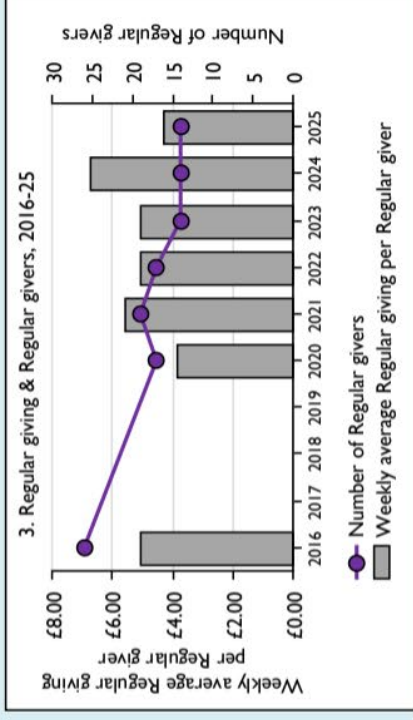
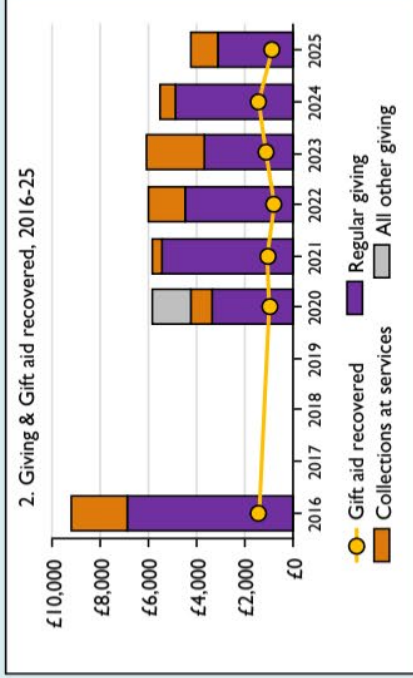
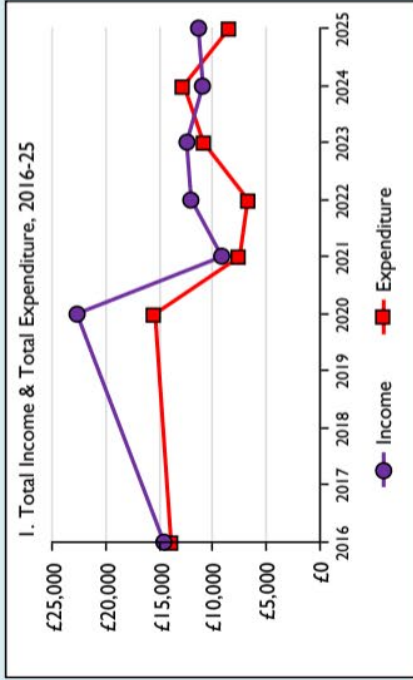
Every effort has been made to ensure that data are reliable. We would be pleased to be notified of any significant errors or omissions by email to statistics.unit@churchofengland.org



Finance Dashboard for the Parish of North Muskham in the Deanery of Newark and Southwell

Report	Field	2016	2017	2018	2019	2020	2021	2022	2023	2024	2025
1. Total Income & Total Expenditure	Income	£30,067	£101,501	-	£37,507	£54,159	£53,485	£23,981	£31,950	£28,581	£28,881
	Expenditure	£31,840	£93,996	-	£26,000	£26,078	£95,863	£23,394	£37,557	£30,678	£26,205
2. Giving & Gift aid recovered	Regular giving	£8,935	£8,123	-	£7,762	£8,915	£10,683	£10,335	£9,934	£10,126	£9,936
	Collections at services	£2,375	£1,700	-	£1,542	£577	£1,056	£976	£2,684	£1,335	£1,471
	All other giving	£2,864	£4,282	-	£2,089	£2,545	£1,015	£2,595	£2,974	£3,114	£1,806
	Gift aid recovered	£2,105	£2,826	-	£2,135	£2,541	£2,294	£3,577	£2,860	£2,887	£3,073
3. Regular giving and Regular givers	Weekly average Regular giving per Regular giver	£4.09	£3.55	-	£3.47	£3.36	£3.95	£4.14	£3.98	£4.06	£4.25
	Number of Regular givers	42	44	-	43	51	52	48	48	48	45
4. Income Analysis	Total giving	£14,174	£14,105	-	£11,393	£12,037	£12,754	£13,906	£15,592	£14,575	£13,213
	Fundraising	£1,645	£1,950	-	£5,596	£2,085	£917	£2,917	£3,934	£4,972	£7,431
	Trading	£0	£0	-	£0	-	£0	£0	£0	£1,058	£0
	Gift aid recovered	£2,105	£2,826	-	£2,135	£2,541	£2,294	£3,577	£2,860	£2,887	£3,073
	PCC Fees	£2,387	£2,443	-	£2,483	£2,039	£4,254	£2,571	£5,111	£3,297	£3,915
	Other income	£7,756	£5,296	-	£14,900	£3,883	£7	£7	£83	£1,792	£249
5. Expenditure Analysis	Mission giving & donations	£361	£368	-	£139	£1,625	£0	£863	£862	£1,174	£593
	Parish share paid	£8,200	£13,992	-	£13,307	£12,985	£13,872	£14,736	£14,304	£12,168	£12,840
	Salaries & expenses	£0	£0	-	£108	£1,167	£1,809	£1,562	£1,800	£967	£1,225
	Church running expenses & utilities	£1,527	£10,935	-	£8,159	£4,878	£6,417	£5,341	£8,002	£7,430	£9,382
	Other expenditure	£0	£0	-	£0	£959	£200	£0	£1,815	£8,939	£2,165
6. Legacies, Grants and Capital expenditure	Legacies	£0	£0	-	£0	£14,699	£0	£500	£0	£0	£0
	Grants	£2,000	£74,881	-	£1,000	£16,875	£33,259	£503	£4,370	£0	£1,000
	Capital expenditure	£21,752	£68,701	-	£4,287	£4,464	£73,565	£892	£10,774	£0	£0
7. Net Current Assets and Investment Balances	Unrestricted					£57,481	£19,129	£19,845	£15,000	£17,322	£19,756
	Restricted					£14,288	£17,244	£19,532	£17,481	£13,922	£14,969

Finance Dashboard for the Parish of South Muskham in the Deanery of Newark and Southwell



Weekly average Regular giving per Regular giver (2025)

Parish: 4.28

Diocese: 26.59

Number of churches in parish (2025): 1

Parish code: 380132

Notes & definitions

This dashboard contains figures as submitted by churches currently in the Parish; gaps may be the result of missing returns.

Graph 2 shows a detailed breakdown of the **Total giving** figure in graph 4.

Graph 4 shows income other than grants and legacies.

Graph 4: **Total giving** = Regular giving + Collections at services + All other giving, including special appeals

Graph 4: **Other income** = Dividends, interest, income from property + Any other income.

Graph 5 shows expenditure other than capital expenditure.

Graph 5: **Running expenses & utilities** = Fund-raising activities + Mission and evangelism costs + Cost of trading + Other expenses.

Graphs 1-6: Unrestricted and Restricted amounts have been combined.

For further definitions please see the guidance notes attached to the Return of Parish Finance:

Variations from year to year may be the result of changes in the number of churches that submitted returns, or changes in parish/benefice structure.

Number of churches included in returns: 2016 1;2020 1;2021 1;2022 1;2023 1;2024 1;2025 1.

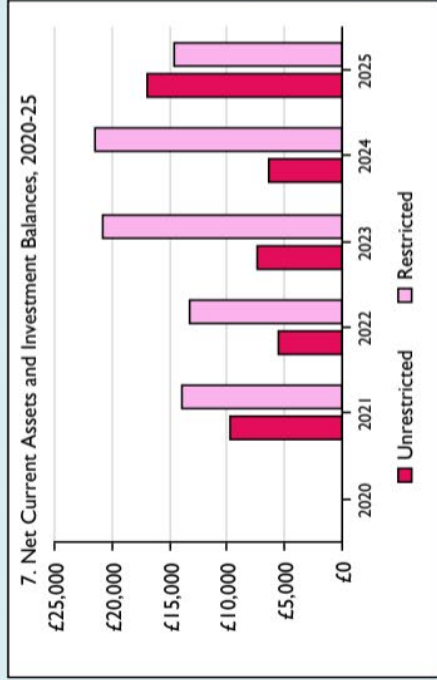
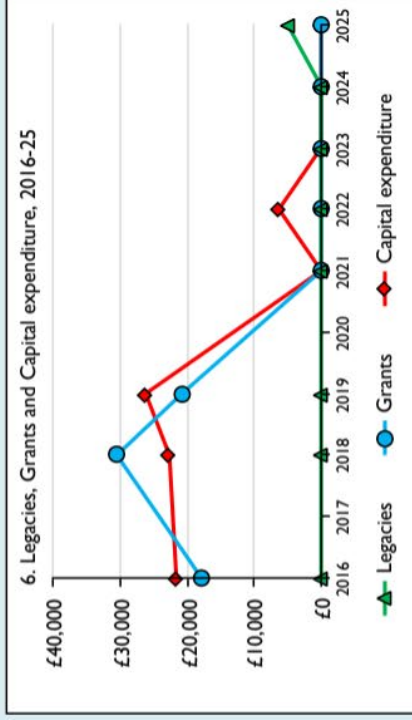
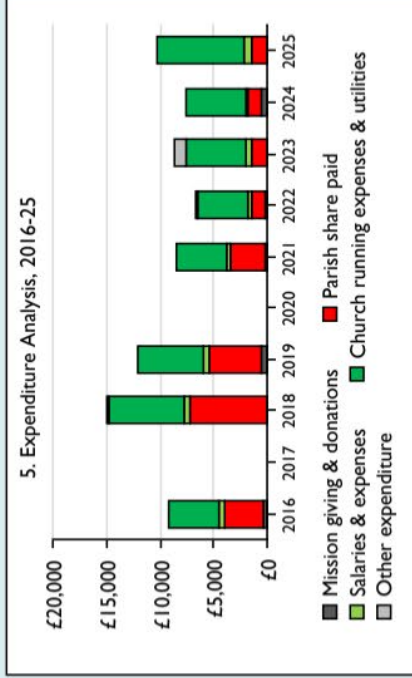
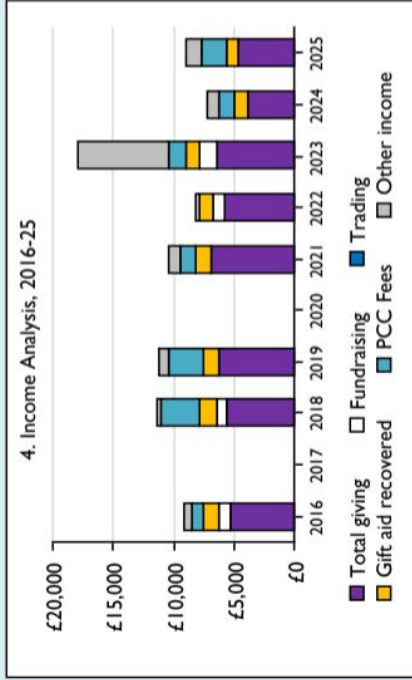
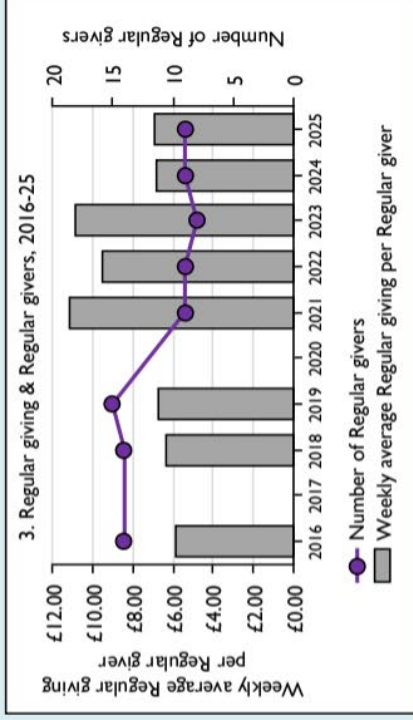
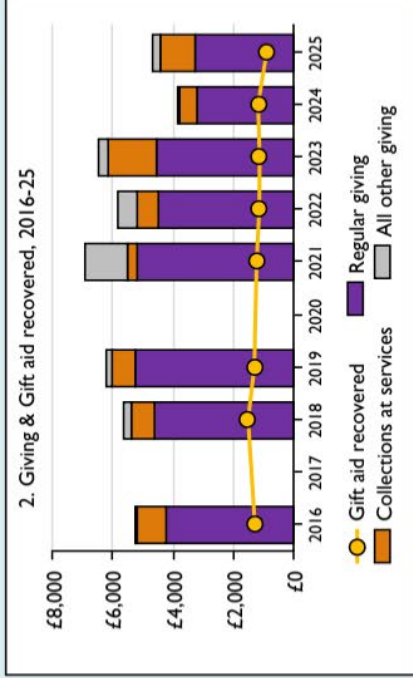
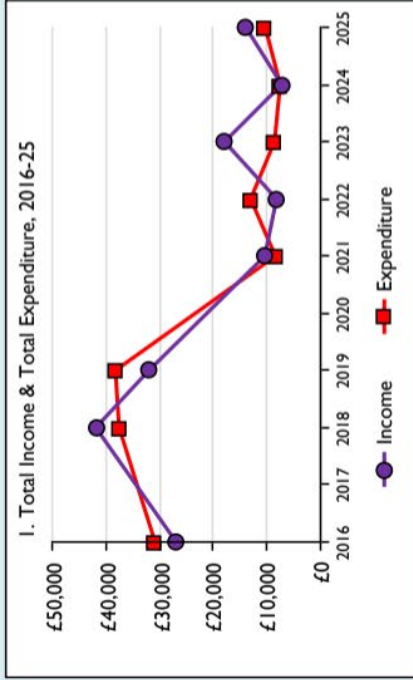
Produced by Data Services, Church House, Great Smith Street, London SW1P 3AZ. Date of production: 26/06/2026.

Every effort has been made to ensure that data are reliable. We would be pleased to be notified of any significant errors or omissions by email to statistics.unit@churchofengland.org

Finance Dashboard for the Parish of South Muskham in the Deanery of Newark and Southwell

Report	Field	2016	2017	2018	2019	2020	2021	2022	2023	2024	2025
1. Total Income & Total Expenditure	Income	£14,567	-	-	-	£22,679	£9,148	£12,020	£12,441	£10,923	£11,344
	Expenditure	£13,897	-	-	-	£15,380	£7,493	£6,740	£10,878	£12,702	£8,453
2. Giving & Gift aid recovered	Regular giving	£6,867	-	-	-	£3,372	£5,470	£4,471	£3,666	£4,876	£3,116
	Collections at services	£2,372	-	-	-	£846	£347	£1,558	£2,421	£665	£1,119
	All other giving	-	-	-	-	£1,604	£0	£0	£0	£0	£0
	Gift aid recovered	£1,401	-	-	-	£990	£1,074	£771	£1,122	£1,424	£873
3. Regular giving and Regular givers	Weekly average Regular giving per Regular giver	£5.08	-	-	-	£3.81	£5.54	£5.06	£5.04	£6.70	£4.28
	Number of Regular givers	26	-	-	-	17	19	17	14	14	14
4. Income Analysis	Total giving	£9,239	-	-	-	£5,822	£5,817	£6,029	£6,087	£5,541	£4,235
	Fundraising	£1,537	-	-	-	£6	£1,010	£896	£1,564	£819	£0
	Trading	-	-	-	-	£0	£0	£0	£0	£0	£0
	Gift aid recovered	£1,401	-	-	-	£990	£1,074	£771	£1,122	£1,424	£873
	PCC Fees	£2,345	-	-	-	£816	£1,213	£2,230	£1,964	£1,924	£1,096
	Other income	£45	-	-	-	£363	£34	£1,093	£1,454	£1,215	£1,140
5. Expenditure Analysis	Mission giving & donations	£652	-	-	-	£0	£0	£0	£0	£0	£0
	Parish share paid	£7,270	-	-	-	£8,568	£2,000	£2,500	£2,000	£2,000	£2,000
	Salaries & expenses	£502	-	-	-	£391	£265	£490	£620	£575	£575
	Church running expenses & utilities	£4,403	-	-	-	£6,421	£5,228	£3,750	£6,140	£10,127	£5,702
	Other expenditure	£1,070	-	-	-	£0	£0	£0	£2,118	£0	£176
6. Legacies, Grants and Capital expenditure	Legacies	-	-	-	-	£14,682	£0	£1,001	£0	£0	£4,000
	Grants	-	-	-	-	£0	£0	£0	£250	£0	£0
	Capital expenditure	-	-	-	-	£0	£0	£0	£0	£0	£0
7. Net Current Assets and Investment Balances	Unrestricted					£25,796	£27,418	£32,580	£33,899	£19,913	£34,252
	Restricted					£7,855	£7,890	£8,007	£8,252	£6,438	£9,011

Finance Dashboard for the Parish of Kelham in the Deanery of Newark and Southwell



Weekly average Regular giving per Regular giver (2025): 1
 Parish: 6.96
 Diocese: 17.25

Number of churches in parish (2025): 1
 Parish code: 380061

Notes & definitions

This dashboard contains figures as submitted by churches currently in the Parish; gaps may be the result of missing returns. Graph 2 shows a detailed breakdown of the **Total giving** figure in graph 4. Graph 4 shows income other than grants and legacies. Graph 4: **Total giving** = Regular giving + Collections at services + All other giving, including special appeals. Graph 4: **Other income** = Dividends, interest, income from property + Any other income. Graph 5 shows expenditure other than capital expenditure. Graph 5: **Other expenditure** = Fund-raising activities + Mission and evangelism costs + Cost of trading + Other expenses. Graph 5: **Running expenses & utilities** also includes governance costs. Graphs 1-6: Unrestricted and Restricted amounts have been combined. For further definitions please see the guidance notes attached to the Return of Parish Finance:

Variations from year to year may be the result of changes in the number of churches that submitted returns, or changes in parish/benefice structure. Number of churches included in returns: 2016 1; 2018 1; 2019 1; 2021 1; 2022 1; 2023 1; 2024 1; 2025 1. Produced by Data Services, Church House, Great Smith Street, London SW1P 3AZ. Date of production: 18/06/2026. Every effort has been made to ensure that data are reliable. We would be pleased to be notified of any significant errors or omissions by email to statistics.unit@churchofengland.org



Finance Dashboard for the Parish of Kelham in the Deanery of Newark and Southwell

Report	Field	2016	2017	2018	2019	2020	2021	2022	2023	2024	2025
1. Total Income & Total Expenditure	Income	£26,908	-	£41,884	£31,981	-	£10,382	£8,201	£17,890	£7,250	£13,921
	Expenditure	£30,842	-	£37,538	£38,213	-	£8,419	£13,024	£8,579	£7,529	£10,294
2. Giving & Gift aid recovered	Regular giving	£4,232	-	£4,622	£5,252	-	£5,199	£4,452	£4,526	£3,172	£3,257
	Collections at services	£976	-	£753	£748	-	£302	£727	£1,598	£623	£1,138
	All other giving	£29	-	£231	£198	-	£1,426	£642	£309	£32	£250
	Gift aid recovered	£1,281	-	£1,505	£1,300	-	£1,223	£1,135	£1,124	£1,175	£883
3. Regular giving and Regular givers	Weekly average Regular giving per Regular giver	£5.81	-	£6.35	£6.73	-	£11.11	£9.51	£10.88	£6.78	£6.96
	Number of Regular givers	14	-	14	15	-	9	9	8	9	9
4. Income Analysis	Total giving	£5,237	-	£5,606	£6,198	-	£6,927	£5,821	£6,433	£3,827	£4,645
	Fundraising	£1,043	-	£751	£0	-	£0	£951	£1,359	£0	£0
	Trading	£0	-	£0	£0	-	£0	£0	£0	£0	£0
	Gift aid recovered	£1,281	-	£1,505	£1,300	-	£1,223	£1,135	£1,124	£1,175	£883
	PCC Fees	£968	-	£3,252	£2,952	-	£1,279	£0	£1,493	£1,169	£2,154
	Other income	£541	-	£314	£785	-	£953	£294	£7,481	£1,079	£1,239
5. Expenditure Analysis	Mission giving & donations	£325	-	£0	£545	-	£258	£215	£0	£608	£40
	Parish share paid	£3,696	-	£7,200	£4,800	-	£3,230	£1,200	£1,476	£1,200	£1,341
	Salaries & expenses	£539	-	£511	£684	-	£225	£427	£421	£150	£800
	Church running expenses & utilities	£4,665	-	£6,980	£6,025	-	£4,706	£4,730	£5,628	£5,571	£8,113
	Other expenditure	£30	-	£225	£0	-	£0	£148	£1,054	£0	£0
6. Legacies, Grants and Capital expenditure	Legacies	£0	-	£0	£0	-	£0	£0	£0	£0	£5,000
	Grants	£17,838	-	£30,456	£20,746	-	£0	£0	£0	£0	£0
	Capital expenditure	£21,587	-	£22,622	£26,159	-	£0	£6,304	£0	£0	£0
7. Net Current Assets and Investment Balances	Unrestricted					-	£9,768	£5,532	£7,381	£6,428	£16,886
	Restricted					-	£13,893	£13,305	£20,767	£21,441	£14,610

BILSTHORPE

OUR LOCATION

Bilsthorpe is a large ex mining village in North Nottinghamshire on the edge of Sherwood Forest, with St Margaret's Church and a Methodist Church serving the community. In the village there are new housing developments, a museum of mining and social history, and a primary school.



It is a friendly village with lots of amenities : - a broad range of shops, doctor's surgery, chemist, post office, library, play parks, Public houses, waste disposal tip, fishing lodges, duck pond, sports field, bowling green, Southwell trail (for walkers, cyclists, horse riders), other footpaths, car repair garages, petrol station, industrial estates, village hall (to be demolished, Parish Council/ residents presently in consultation regarding rebuild). Village organisations include an over 50's club, St. John's Ambulance, Garden Club, Toddler group, Heritage museum, Scouts, Youth Centre, Knit and Natter group, Seated Exercise group, Friends of Southwell Trail, Parish Council and Bilsthorpe Together Group.

The population consists of ex miners and their families in the interwar and postwar large housing estate, close to the original pit. Older houses, converted farm buildings and newer houses and bungalows make up the rest of the village with a mix of all age groups.

OUR MINISTRY

We offer hospitality twice a month, following a service, it is a useful opportunity to chat and to welcome new people. There are no other facilities attached to Church but we have several community spaces in the village, namely: the Scout Hut, the Green Centre, Burton Court and the Library. We have a W.C. opposite church behind the new Rectory building.

Our Summer Festival weekend was very successful, displays and exhibits by village organisations saw a steady stream of visitors. Sunday Service was well attended with the Bishop of Sherwood, a large Scout presence and their families, alongside regular and occasional members of the congregation. Lunch was enjoyed afterwards in the marquee tent adjacent to Church. This worship and social event was much appreciated by everyone.

Our vision for outreach in the future is dependent upon additional resources to build upon the network already in place and to aid the active nucleus of people working hard, to grow our church presence in this community.

WORKING TOGETHER

We work closely with St Andrew's Church Eakring, Rev'd Margaret Groves, S.S.M. and Lay Reader, Heather Brown take weekly services at St. Margaret's and St. Andrew's. The two churches support each other's Festival services and a joint choir performs. At school, Rev'd Margaret S.S.M. takes assemblies, usually once a fortnight, and on special occasions and for festivals, classes also visit Church.

GOOD NEWS STORIES

We have had requests from new villagers for a Sunday School for their children and some newcomers are now regular or occasional worshippers. We have a particularly close working relationship with Scouts, and other village organisations: The School's Head teacher is very welcoming and prepared to work with us. There is potential for growth in the expanding village population.

EAKRING

OUR LOCATION

Eakring is a small, rural village with approx. 450 inhabitants, situated two miles from Bilsthorpe, our sister parish. Eakring is predominantly a farming village, but is also home to the National Grid Training Centre, as well as some smaller enterprises, including three equestrian businesses. There are no schools in Eakring, children having to travel to surrounding villages. Our LML, who lives in the village, has links with one of the schools.

Eakring residents are proud of the village's link with Revd William Mompesson, former vicar of Eyam during the plague of 1666. Mompesson was vicar here after Eyam and is buried in the church. Mompesson's Cross can be found on a local footpath, whilst within the church is an information board, new stained glass window and memorial mosaic.

Just outside the village is Dukes Wood where oil was drilled in WW2. 'Nodding Donkeys' can still be seen there. Footpaths surround the village, including the Robin Hood Way. Walkers and visitors can find refreshment at the village tea room, The Daffodil.

The village has a small estate of eco homes built for local people to rent. A small number of new homes have also been built as infill. There are no shops here.

OUR CHURCH

St. Andrew's Church is the oldest building in the village, its tower dating from 1236. The building has been restored and reordered over many years. The church is open 7 days a week for visitors. A service takes place every Sunday at 9am. The congregation is warm and welcoming, and coffee and cake is served after every service. Toilets are available in the village hall next door and there is small car park. The church has a team of bellringers and an organist. The churchyard is still open.

Residents in the village are of mixed age groups, as well as mixed groups economically. There is limited social housing. Most people know each other and it is a caring and supportive community. The church benefits from having an LML building relationships within the village community.

The congregation at St. Andrew's has steadily grown over the years and it is hoped that this will continue, as we look forward to a bright future spreading the Good News of Jesus to new generations.

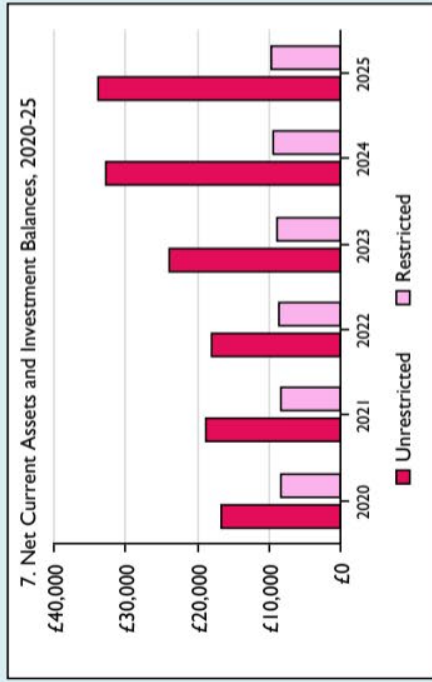
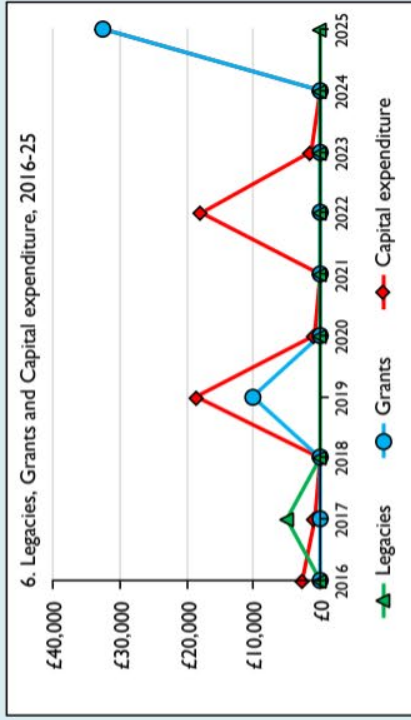
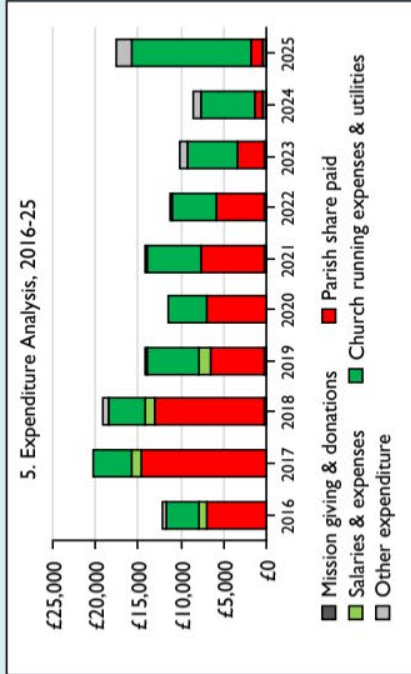
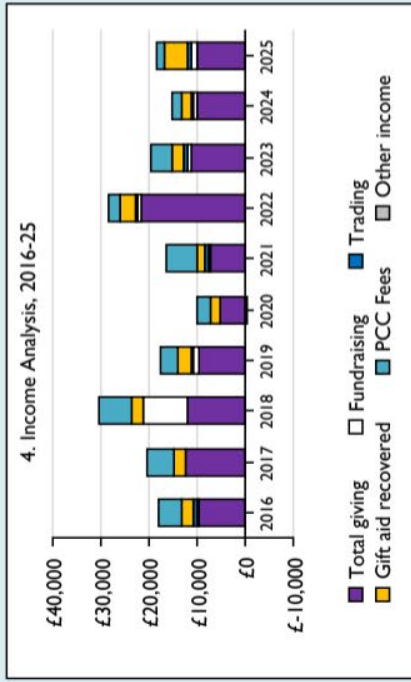
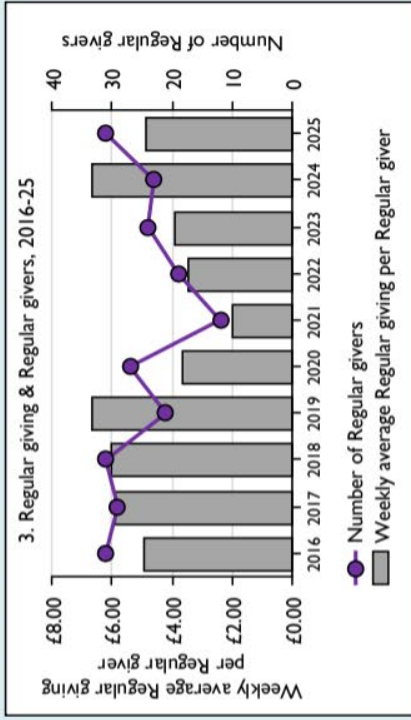
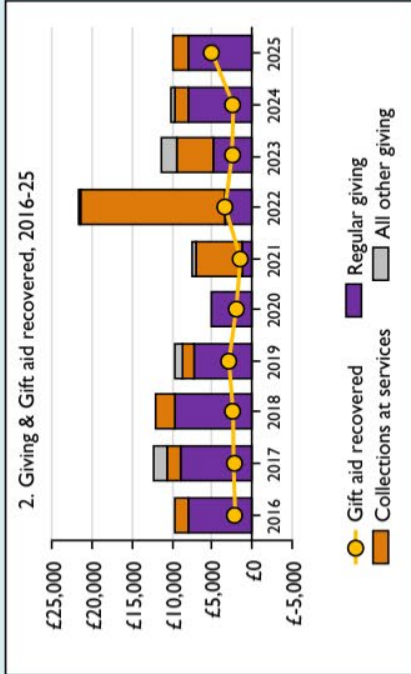
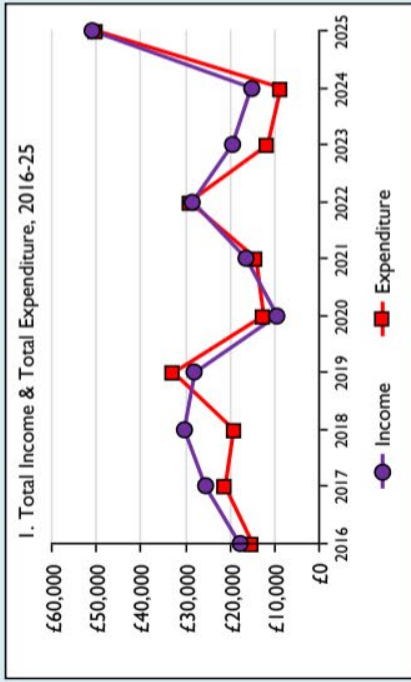
WORKING TOGETHER

Historically the villages of Eakring and Bilsthorpe have been linked for hundreds of years. However, the churches are not part of a formalised benefice. The two churches work well together, with our LML and the Revd Margaret Groves sharing services. Members of the congregations go on outings and walks, and celebrate special events together. Our village choir has members from both congregations, who sing at special services.

GOOD NEWS STORIES

There are many good news stories in our parish and we are hopeful for the future. A member of our congregation is just about to start reader training. We open our church for concerts as well as art exhibitions and for Christmas fairs. We have held pet services, as well as special services for the Newark Caledonian Society. The church at Christmas Eve is always full for Christingle and Nativity. We have a sound system and the church is well maintained, with regular maintenance undertaken. In 2023 we had two weddings and two baptisms, and in 2024 three baptisms. Two new stained glass windows have been installed, dedicated by two local families. Our church is committed to charitable giving.

Finance Dashboard for the Parish of Bilsthorpe in the Deanery of Newark and Southwell



Weekly average Regular giving per Regular giver (2025)

Parish: 487
Diocese: 17.25

Number of churches in parish (2025): 1

Parish code: 380313

Notes & definitions

This dashboard contains figures as submitted by churches currently in the Parish; gaps may be the result of missing returns. Graph 2 shows a detailed breakdown of the **Total giving** figure in graph 4. Graph 4 shows income other than grants and legacies. Graph 4: **Total giving** = Regular giving + Collections at services + All other giving, including special appeals. Graph 4: **Other income** = Dividends, interest, income from property + Any other income. Graph 5 shows expenditure other than capital expenditure. Graph 5: **Other expenditure** = Fund-raising activities + Mission and evangelism costs + Cost of trading + Other expenses. Graph 5: **Running expenses & utilities** also includes governance costs. Graphs 1-6: Unrestricted and Restricted amounts have been combined. For further definitions please see the guidance notes attached to the Return of Parish Finance:

Variations from year to year may be the result of changes in the number of churches that submitted returns, or changes in parish/benefice structure.

Number of churches included in returns: 2016 1; 2017 1; 2018 1; 2019 1; 2020 1; 2021 1; 2022 1; 2023 1; 2024 1; 2025 1.

Produced by Data Services, Church House, Great Smith Street, London SW1P 3AZ. Date of production: 18/06/2026.

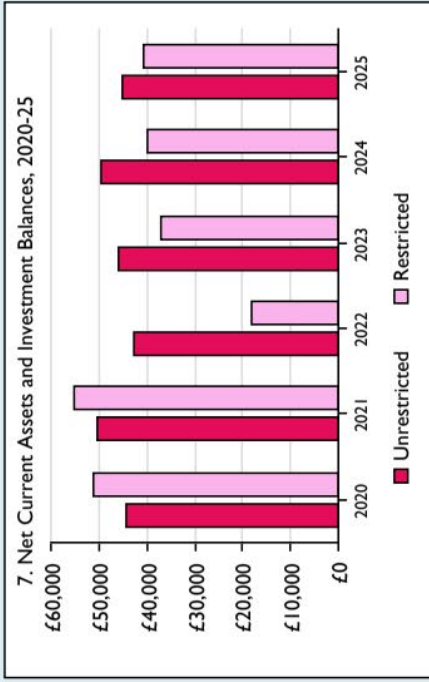
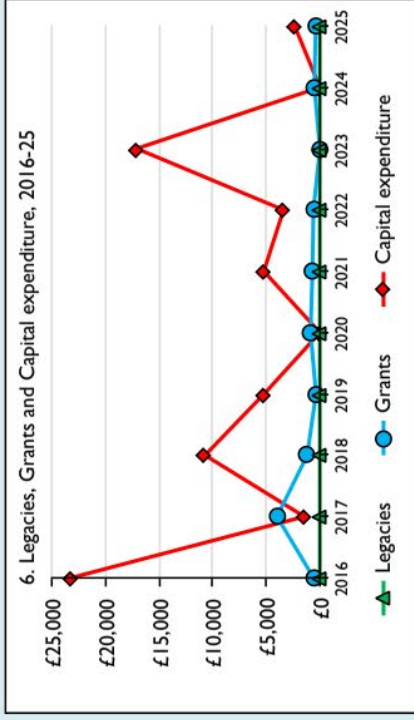
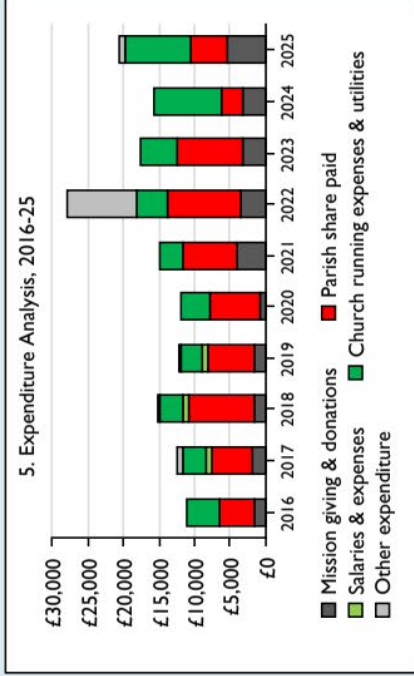
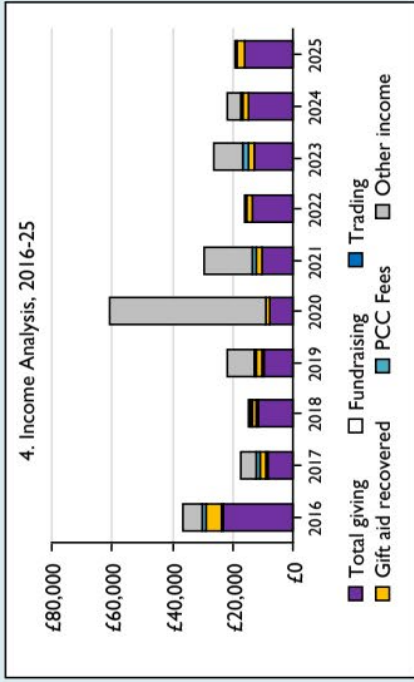
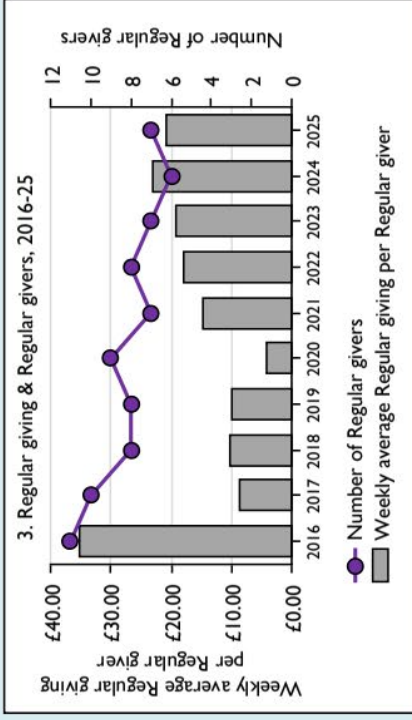
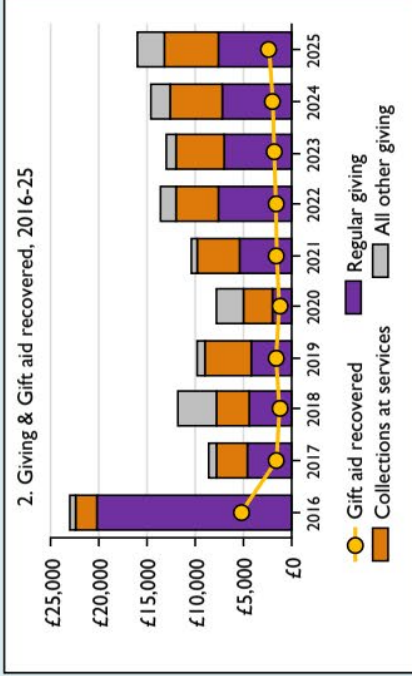
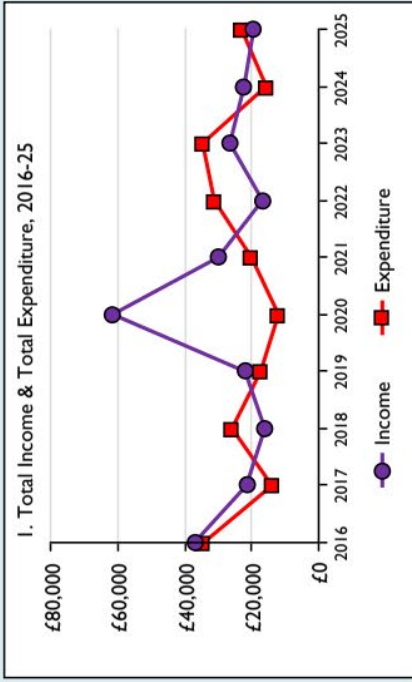
Every effort has been made to ensure that data are reliable. We would be pleased to be notified of any significant errors or omissions by email to statistics.unit@churchofengland.org



Finance Dashboard for the Parish of Bilsthorpe in the Deanery of Newark and Southwell

Report	Field	2016	2017	2018	2019	2020	2021	2022	2023	2024	2025
1. Total Income & Total Expenditure	Income	£17,854	£25,498	£30,253	£27,890	£9,408	£16,330	£28,368	£19,486	£15,236	£50,946
	Expenditure	£14,904	£21,069	£19,165	£32,645	£12,420	£14,135	£29,066	£11,542	£8,574	£49,947
2. Giving & Gift aid recovered	Regular giving	£7,945	£8,879	£9,685	£7,237	£5,102	£1,241	£3,422	£4,874	£7,958	£7,855
	Collections at services	£1,601	£1,748	£2,267	£1,523	£-38	£5,749	£17,914	£4,499	£1,713	£1,956
	All other giving	£4	£1,675	£58	£840	£0	£405	£333	£1,956	£347	£115
	Gift aid recovered	£2,103	£2,308	£2,375	£2,887	£1,994	£1,443	£3,366	£2,513	£2,339	£4,986
3. Regular giving and Regular givers	Weekly average Regular giving per Regular giver	£4.93	£5.89	£6.01	£6.63	£3.63	£1.99	£3.46	£3.91	£6.65	£4.87
	Number of Regular givers	31	29	31	21	27	12	19	24	23	31
4. Income Analysis	Total giving	£9,550	£12,302	£12,010	£9,600	£5,064	£7,395	£21,669	£11,329	£10,018	£9,926
	Fundraising	£607	£56	£9,140	£1,269	£-570	£387	£672	£830	£952	£1,210
	Trading	£778	£0	£-25	£340	£80	£588	£278	£728	£60	£870
	Gift aid recovered	£2,103	£2,308	£2,375	£2,887	£1,994	£1,443	£3,366	£2,513	£2,339	£4,986
	PCC Fees	£4,816	£5,772	£6,753	£3,666	£2,840	£6,517	£2,383	£4,086	£1,867	£1,509
	Other income	£0	£60	£0	£25	£0	£0	£0	£0	£0	£0
5. Expenditure Analysis	Mission giving & donations	£0	£70	£153	£201	£0	£166	£324	£314	£367	£427
	Parish share paid	£7,000	£14,508	£12,948	£6,396	£6,996	£7,536	£5,468	£3,150	£1,060	£1,400
	Salaries & expenses	£821	£1,250	£1,161	£1,292	£0	£0	£0	£0	£0	£0
	Church running expenses & utilities	£3,956	£4,409	£4,250	£6,028	£4,380	£6,212	£5,243	£5,742	£6,223	£13,994
	Other expenditure	£450	£35	£653	£170	£213	£221	£254	£1,004	£924	£1,681
6. Legacies, Grants and Capital expenditure	Legacies	£0	£5,000	£0	-	£0	£0	£0	£0	£0	£0
	Grants	£0	£0	£0	£10,103	£0	£0	£0	£0	£0	£32,445
	Capital expenditure	£2,677	£797	£0	£18,558	£831	£0	£17,777	£1,332	£0	£32,445
7. Net Current Assets and Investment Balances	Unrestricted					£16,686	£18,810	£18,112	£23,900	£32,718	£33,717
	Restricted					£8,440	£8,444	£8,556	£8,830	£9,298	£9,729

Finance Dashboard for the Parish of Eakring in the Deanery of Newark and Southwell



Weekly average Regular giving per Regular giver (2025): 1
 Parish: 20.77
 Diocese: 14.59

Number of churches in parish (2025): 1
 Parish code: 380316

Notes & definitions

This dashboard contains figures as submitted by churches currently in the Parish; gaps may be the result of missing returns.
 Graph 2 shows a detailed breakdown of the **Total giving** figure in graph 4.
 Graph 4 shows income other than grants and legacies.
 Graph 4: **Total giving** = Regular giving + Collections at services + All other giving, including special appeals
 Graph 4: **Other income** = Dividends, interest, income from property + Any other income.
 Graph 5 shows expenditure other than capital expenditure.
 Graph 5: **Other expenditure** = Fund-raising activities + Mission and evangelism costs + Cost of trading + Other expenses.
 Graph 5: **Running expenses & utilities** also includes governance costs.
 Graphs 1-6: Unrestricted and Restricted amounts have been combined.
 For further definitions please see the guidance notes attached to the Return of Parish Finance:

Variations from year to year may be the result of changes in the number of churches that submitted returns, or changes in parish/benefice structure.

Number of churches included in returns: 2016 1; 2017 1; 2018 1; 2019 1; 2020 1; 2021 1; 2022 1; 2023 1; 2024 1; 2025 1.

Produced by Data Services, Church House, Great Smith Street, London SW1P 3AZ. Date of production: 16/06/2026.

Every effort has been made to ensure that data are reliable. We would be pleased to be notified of any significant errors or omissions by email to statistics.unit@churchofengland.org



Finance Dashboard for the Parish of Eaking in the Deanery of Newark and Southwell

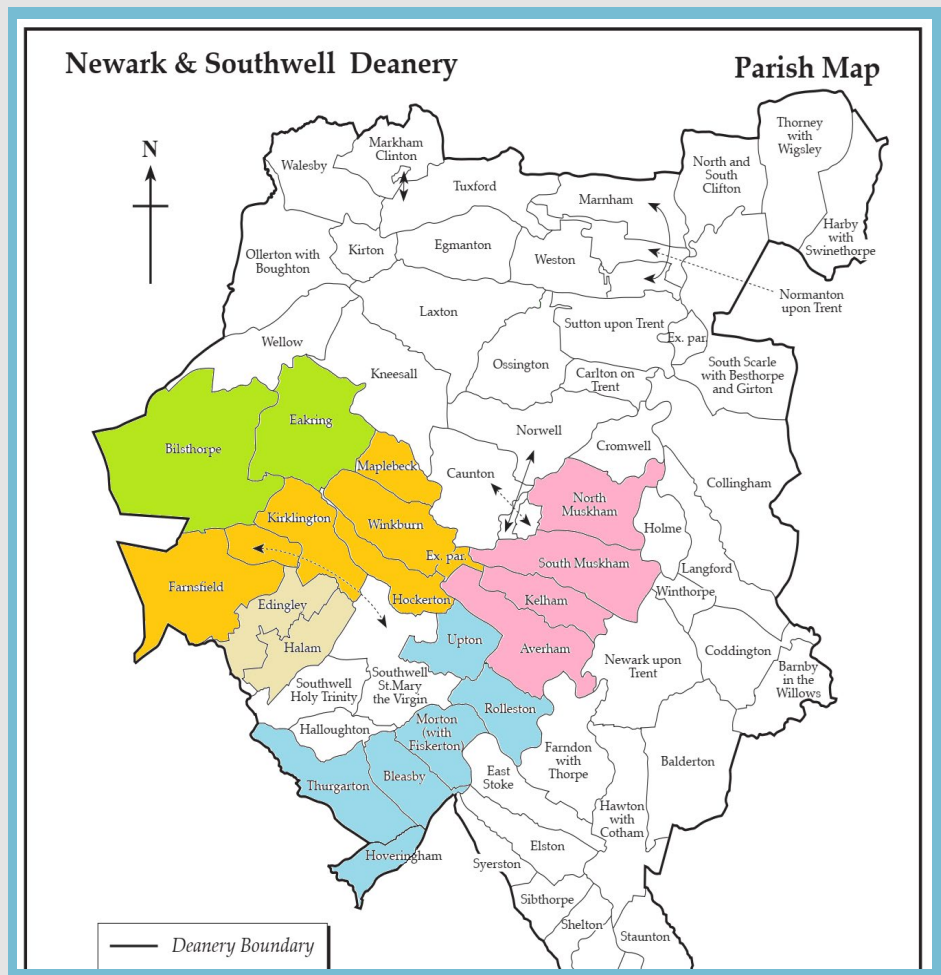
Report	Field	2016	2017	2018	2019	2020	2021	2022	2023	2024	2025
1. Total Income & Total Expenditure	Income	£37,079	£21,562	£16,069	£21,944	£61,464	£29,970	£16,771	£26,486	£22,223	£19,386
	Expenditure	£34,299	£13,932	£25,858	£17,298	£11,984	£20,047	£31,148	£34,609	£15,664	£23,024
2. Giving & Gift aid recovered	Regular giving	£20,222	£4,532	£4,323	£4,175	£1,924	£5,310	£7,519	£7,020	£7,210	£7,560
	Collections at services	£2,260	£3,317	£3,566	£4,768	£3,029	£4,422	£4,386	£5,046	£5,430	£5,617
	All other giving	£475	£708	£3,861	£883	£2,788	£580	£1,686	£1,030	£1,926	£2,740
	Gift aid recovered	£5,217	£1,575	£1,260	£1,618	£1,289	£1,544	£1,633	£1,807	£1,948	£2,330
3. Regular giving and Regular givers	Weekly average Regular giving per Regular giver	£35.35	£8.72	£10.39	£10.04	£4.11	£14.59	£18.07	£19.29	£23.11	£20.77
	Number of Regular givers	11	10	8	8	9	7	8	7	6	7
4. Income Analysis	Total giving	£22,957	£8,557	£11,750	£9,826	£7,741	£10,312	£13,591	£13,096	£14,566	£15,917
	Fundraising	£539	£554	£557	£562	£0	£0	£0	£0	£0	£0
	Trading	£0	£0	£0	£0	£0	£0	£0	£0	£0	£0
	Gift aid recovered	£5,217	£1,575	£1,260	£1,618	£1,289	£1,544	£1,633	£1,807	£1,948	£2,330
	PCC Fees	£1,404	£1,604	£559	£495	£167	£1,276	£363	£1,518	£971	£703
	Other income	£6,375	£5,276	£761	£9,083	£51,401	£16,147	£584	£10,065	£4,227	£44
5. Expenditure Analysis	Mission giving & donations	£1,675	£1,898	£1,570	£1,600	£825	£4,130	£3,437	£3,125	£3,249	£5,326
	Parish share paid	£4,740	£5,740	£9,150	£6,396	£6,912	£7,452	£10,404	£9,276	£3,000	£5,269
	Salaries & expenses	£0	£777	£842	£842	£0	£0	£0	£0	£0	£0
	Church running expenses & utilities	£4,602	£3,269	£3,409	£3,189	£4,247	£3,239	£4,371	£5,128	£9,415	£9,065
	Other expenditure	£62	£793	£179	£75	£0	£0	£9,546	£0	£0	£1,011
6. Legacies, Grants and Capital expenditure	Legacies	£0	£0	£0	£0	£0	£0	£0	£0	£0	£0
	Grants	£587	£3,996	£1,182	£360	£866	£691	£600	£0	£511	£392
	Capital expenditure	£23,220	£1,455	£10,708	£5,196	£0	£5,226	£3,390	£17,080	£0	£2,353
7. Net Current Assets and Investment Balances	Unrestricted					£44,390	£50,252	£42,775	£45,853	£49,483	£45,202
	Restricted					£51,010	£55,071	£18,170	£36,970	£39,897	£40,540

LOCATION

Situated in the middle of the diocese, wrapping around the market town of Southwell cluster 3 is comprised of 3 benefices with two additional parishes from an historical benefice.

- 1. **Farnsfield** (Kirklington, Winkburn, Maplebeck)
- 2. **West Trent** (Hoveringham, Thurgaton, Halloughton, Bleasby, Morton, Upton, Rolleston)
- 3. **Riverside** (North Muskham, South Muskham, Kelham, Averham)

In addition, the cluster includes **2 parishes of the Northwestern Group** (Bilthorpe & Eakring) and **Halam, Edingley**.



PEOPLE

The Lead Mission Enabler is **Revd Chris Pearce** (pictured right) who is currently the vicar of The Farnsfield Benefice.

We have recruited one Mission Associate, **Revd James Moring in West Trent**, and we now have a vacancy for one further Mission Associate the Riverside benefice and offering wider support to the Cluster. We have also appointed an Operations Manager, a Mission & Evangelism Lead, and a Contemporary Worship Coordinator for the cluster.



There are **20 churches** in this cluster serving a population of **14,355**.

There are **3 C of E primary schools** and **1 secondary academy** at Southwell (The Minster School).

OPPORTUNITIES

We have some good links with the schools and have seen growth among children and young families through the ministry of Connect, an after-school Church in Farnsfield. The team are now looking at piloting this model in The Minster School to reach out to secondary age young people. However, there is still much to be done. Many of our churches have few or no children attending on a Sunday and few young adults, but we have good relationships that can be built on to enable greater connections.

CENTRES OF STRENGTH

These will be places where a new worshipping community is planted, focusing on reaching younger and to new people - those who are not currently part of a worshipping community (the de-churched or un-churched), with the gospel of good news that faith in Jesus Christ brings.

These centres will share the following characteristics:

- Create a space where people can encounter God
- Focus on those who may be unfamiliar with the church (outreach)
- Desire to build a place of inspirational worship (likely to be contemporary worship style)
- A clear plan around discipleship pathways, beginning with a generous welcome, outreach events, explorer courses and pathways that enable a clear route from initial contact to full participation.
- A culture that understands what it is to be a disciple of Christ in the rural context in the 21st Century.

A place that can act as a hub for teaching, training and social gatherings for the whole benefice.

Location (residence) of mission associate posts:

- Thurgaton (West Trent Benefice)
- North Muskham (Riverside Benefice)



TO FIND OUT MORE

Thank you for considering this profile. We hope it has given you a flavour of our beautiful part of the diocese and the opportunities that exist within it, and we would love to invite you to consider if God is calling you to join us here.

If you would like more information, please contact:

Ven. Tors Ramsey Archdeacon of Newark

archd-newark@southwell.anglican.org or 01636 817226.

You can also find out more via our websites and Facebook pages:


<https://www.riversideparishes.co.uk/>

<https://www.facebook.com/StMargaretsBilsthorpe/>

<https://www.facebook.com/st.andrews.eakring>

MISSION ASSOCIATE ROLE

To hear more about the Rural Cluster Mission Associate role from those already in post, scan or click on the QR code below to watch a video.





**GROWING
DISCIPLES**

COMPASSION CONFIDENCE COURAGE